

**CITY OF BEACON**  
**2018**  
**BUDGET**



# CITY OF BEACON

## 2018 BUDGET

### INDEX

Page #'s

MAYOR'S MESSAGE  
ADMINISTRATOR'S MESSAGE  
BUDGET SUMMARY

1

Fund Department

Codes

#### General Expenses

CITY COUNCIL	1010	2
MAYOR	1210	2
ADMINISTRATOR	1230	3
FINANCE	1325	4
ASSESSMENT	1355	4
TAX ADVERTISING & EXPENSE	1362	5
PROPERTY ACQUIRED	1364	5
FISCAL AGENT FEES	1380	5
CITY CLERK	1410	6
LAW	1420	7
ENGINEERS	1440	7
PUBLIC BUILDINGS	1620	8
CENTRAL COMMUNICATION SYSTEM	1650	9
CENTRAL PRINTING	1670	9
TECHNOLOGY	1680	9
INSURANCE	1910	9
MUNICIPAL ASSOCIATION DUES	1920	9
GENERAL ADMINISTRATION	1980	10
CONTINGENCY	1990	10
POLICE	3120	11-12
DETECTIVES	3130	13
FIRE	3410	14
ANIMAL CONTROL	3510	15
BUILDING DEPARTMENT	3620	15
HIGHWAY	5110	16-17
SNOW	5142	18
STREET LIGHTS	5182	18
TOURISM	6475	18
PARK	7110	19
SETTLEMENT CAMP PROPERTY	7112	20
RECREATION	7140	20-21
SWIMMING POOL FACILITY	7141	22
GREENWAY & HERITAGE TRAIL	7197	22
ADULT RECREATION	7620	22

FARMERS MARKET	7989	23
ZONING	8010	23
PLANNING	8020	23
SANITATION	8160	24
STREET CLEANING	8170	24
RECYCLING	8189	24
RETIREMENT	9010	25
WORKERS COMPENSATION	9040	25
UNEMPLOYMENT INSURANCE	9050	25
DISABILITY INSURANCE	9055	25
HEALTH INSURANCE	9060	25
SERIAL BONDS	9710	26
BOND ANTICIPATION NOTES	9730	26
INTERFUND TRANSFERS	9950	26
General Revenues		
FINANCE	1325	27-28
CITY CLERK	1410	28
PUBLIC BUILDINGS	1620	28
POLICE	3120	29
DETECTIVES	3130	29
FIRE	3410	30
ANIMAL CONTROL	3510	30
BUILDING	3620	30
HIGHWAY	5110	31
PARK	7110	31
UNIVERSITY SETTLEMENT CAMP	7112	31
RECREATION	7140	32
SWIMMING POOL FACILITY	7141	32
GREENWAY HERITAGE TRAIL	7107	33
ADULT RECREATION	7620	33
FARMERS MARKET	7989	33
ZONING	8010	33
PLANNING	8020	33
SANITATION	8160	33
RECYCLING	8189	34
INTERFUND TRANSFERS	9950	34
Water Expenses		
FISCAL AGENT FEES	1380	35
LEGAL EXPENSES	1420	35
TECHNOLOGY	1680	35
TAXES ON CITY PROPERTY	1950	35
MTA PAYROLL TAX	1980	35
CONTINGENCY	1990	35
WATER ADMINISTRATION	8310	36
WATER SUPPLY	8320	36

WATER PURIFICATION	8330	37
WATER DISTRIBUTION	8340	38-39
RETIREMENT	9010	39
WORKERS COMPENSATION	9040	39
DISABILITY	9050	39
HEALTH INSURANCE	9060	39
SERIAL BONDS	9710	40
BOND ANTICIPATION NOTES	9730	40
INERFUND TRANSFERS	9950	40
Water Revenues		
WATER ADMINISTRATION	8310	41
Sewer Expenses		
FISCAL AGENT FEES	1380	42
LEGAL EXPENSES	1420	42
TECHNOLOGY	1680	42
MTA PAYROLL TAX	1980	42
CONTINGENCY	1990	42
SEWER ADMINISTRATION	8110	42
SANITARY SEWER	8120	43
WATER POLLUTION CONTROL	8130	43-44
RETIREMENT	9010	45
WORKERS COMPENSATION	9040	45
DISABILITY	9055	45
HEALTH INSURANCE	9060	45
SERIAL BONDS	9710	45
BOND ANTICIPATION NOTES	9730	46
INTERFUND TRANSFERS	9950	46
Sewer Revenues		
SEWER ADMINISTRATION	8110	47
WATER POLLUTION CONTROL	8130	47
Analysis, Graphs & Supplemental Information		
TAX CAP CALCULATION		
HOMESTEAD ASSESSED VALUES		
NON HOMESTEAD ASSESSED VALUES		
TAX LEVY HISTORY		
BUDGETED REVENUE vs. EXPENSE HISTORY (GENERAL FUND)		
BUDGETED vs. ACTUAL EXPENSES (GENERAL FUND)		
BUDGETED vs. ACTUAL REVENUES (GENERAL FUND)		
HISTORY OF TAX RATES		
NUMBER OF EMPLOYEES BY DEPARTMENT		
EXPENSE EXPLANATIONS		
REVENUE EXPLANATIONS		

Randy Casale, Mayor  
City of Beacon  
One Municipal Plaza  
Beacon, New York 12508  
845-838-5010 - Office  
845-838-5012 - Fax



[www.cityofbeacon.org](http://www.cityofbeacon.org)

---

October 2, 2017

Before I introduce my 2018 Budget, I would like to take a moment to mention the NYS Comptroller's Fiscal Stress Monitoring System. The Fiscal Stress Monitoring System is a tool developed in 2012 by State Comptroller Thomas DiNapoli as a way of identifying local governments experiencing fiscal strain. Local governments submit data (the Annual Update Document) to the State. The data is categorized into two areas; financial indicators, which evaluate the local government's ability to generate revenue to meet expenditures and environmental indicators, which are basically, population, age, poverty, property values, employment base, intergovernmental revenues, constitutional tax limit and sales tax revenue. This review results in an assignment of a fiscal stress score. A score of 44.9 percent or less is not given a fiscal stress designation. I am pleased to announce that on Sept 25, 2017 the Comptroller's Office notified us and for the fourth year in a row, the City of Beacon scored a healthy 1.7% on the fiscal stress scale. Additionally, the City has been classified as "No Designation" on the environmental scale; decreasing from 23.30% to 15.0%.

It is also clear, by our Aa2 Moody's Bond Rating, that our tax dollars are being managed thoughtfully and responsibly. Now, I would like to thank our City Administrator, Finance Director and all of our department heads and employees for their dedication and conscientious adherence to fiscal prudence.

The 2018 Budget will keep us on the positive path that we've started. We were once again able to stay within the State imposed tax cap. The 2% tax cap is the "Allowable tax levy growth factor"

---

and is based on the Consumer Price Index (CPI) data which is actually only 1.84% this year. Combined with the “Tax base growth factor” of 1.16% we were allowed to increase our tax levy \$273,972. This amounts to a homestead tax rate decrease of 2.0127% and a non-homestead rate decrease of 3.9782%. In addition, we were able to reduce the amount of funds we take from accumulated fund balance from \$162,980 in the 2017 budget to \$148,317 projected in the 2018 Budget. It is our goal to eliminate the use fund balance completely. As our City is growing, we can concentrate on providing services, investing in our infrastructure and improving the quality of life for our citizens.

I will look forward to working together with the City Council as we discuss the finer points and details of the 2018 Budget at our upcoming workshops. Workshops will be held on October 30 and November 13 at 7:00 p.m. with department heads present. The public hearing is scheduled for December 4 at 7:00 p.m.



CITY OF BEACON  
New York

Office of the City Administrator

Anthony J. Ruggiero, M.P.A.  
City Administrator

845-838-5000  
[www.cityofbeacon.org](http://www.cityofbeacon.org)

---

October 2, 2017

The Honorable Randy Casale  
One Municipal Plaza  
Beacon, New York 12508

Re: 2018 Budget Message

Dear Mayor Casale

First and foremost, I want to thank you and the City Council for giving me an opportunity to continue to serve as the City's Chief Administrative officer and contribute to the City of Beacon. It is my pleasure to present to you for your consideration, the proposed City Operating Budget for Fiscal Year 2018.

As you are aware, the tax cap law established a limit on growth of the annual property taxes levied to two percent or the rate of inflation, whichever is less. Based on the released Consumer Price Index (CPI) data in August 2017, this year the cap is actually 1.84%, not 2%. There are very limited adjustments that are factored in and only PILOT payments apply to the budget this year. As stated above, the cap is on the tax levy, not the tax rate.

In our case, the allowable levy at cap is \$10,593,191 for the 2018 budget, which is an allowable increase over 2017 budget of \$273,972. This equates to a homestead tax rate decrease of -2.0127% and a non-homestead tax rate decrease of -3.9782%. The tax cap legislation provides for an override of the tax cap with a majority plus one vote in favor of it by the governing body. This is not being recommended, nor is it necessary for this budget.

This year the homestead assessed value increased by 5.15% or \$43,600,188 million. The non-homestead assessed value has also increased over last year by 5.95% or \$13,718,679. This year represents the fourth year since 2008 that the overall assessed values increased, and did so by \$57,318,867 million. Homestead values remain nearly \$160 million less than it was in 2008. The non-homestead assessed value has fluctuated since 2008, although it increased approximately \$13.7 million this year, it still \$12.8 million less than in 2008.

This budget utilizes a fund balance amount of \$148,317. This is a decrease of \$14,663 from what we've utilized in the FY 2017 Budget and a decrease of \$99,183 of what we used in the FY 2016 Budget. Each year with the improving economy and new developments on the tax rolls, the budget and assessments continue to strengthen. I continue to recommend that the City does not rely on a fund balance appropriation to fund operational expenses. The more fiscally prudent action is to utilize fund balance to offset capital costs and one-time unexpected costs and not use it to balance the budget. The future non-reliance on fund balance appropriations to balance the annual operating budget will help to provide for a more reliable and sustainable fiscal condition and to better allow the City to adjust during difficult fiscal times.

The proposed FY 2018 budget includes the following new or changed positions, changes in service delivery and reorganizations:

- the budget reflects the change of one-part time Recreation Assistant to full time in the Recreation Department budget (7140), bringing our total Recreation Staff to three Full Time Employees (FTE) and one Part Time Employee (PTE);
- the budget reflects the addition of one police officer (3120), bringing our total patrol division to twenty-nine officers (29). The Department's total personnel would be thirty-six (36), including the Police Chief, Captain and the Detective Division;
- the continued inclusion of the grant writing services of Millennium Strategies (1010);
- the budget reflects the addition of \$60,000 under the Administrator (1230) Consultant line to hire a consulting firm to assist the City in creating a comprehensive Asset Management and Capital Improvement Plan;

The proposed FY 2018 budget also includes the following:

- the Afterschool Program is again included in the 2018 Recreation Department budget (7140), which represents \$148,650 in expenditures and \$150,000 in revenues;
- the Camp @ the Camp is again included in the 2018 Recreation Department budget (7140), which represents \$57,863.43 in expenditures and \$59,250 in revenues;
- the South Avenue Park Days is again included in the 2018 Recreation Department budget (7140) for an increase of five days, which represents \$5,000 in expenditures;
- a \$9,854 or 2% decrease in pension costs for non-police and fire (ERS) and a \$15,094 or 1.55% decrease in pension costs for police and fire (PFRS);
- an 8% increase from 2017 of \$24,104 in the Dutchess County Self Insured Workers Compensation Plan. This is the first increase in 3 years;



- all general fund health insurance lines remained flat, including dental and vision, health insurance represents 14% of all expenses in the general fund;
- an increase in general fund long-term debt of \$7,811 and an increase in short-term debt of \$71,932; and
- a 10% increase in the sewer rates and a 0% increase in the water rates. The rate increase in sewer is reflective of the continued improvements on the sewer infrastructure over the last 5 years. The Consolidation Study and survey of surrounding communities shows that the City of Beacon continues to have the lowest sewer rates of the communities;
- a continued reduction of \$108,275 (57%) in the Street Lights Line (5182) from \$190,975 in the FY 2017 Budget to \$82,700 in the requested FY 2018 Budget. It was \$318,000 in FY 2016 Budget;
- every week recycling is again included in the Recycling Hauling line (8160) \$238,00;
- Overall, gas and diesel are down significantly. The City bases its estimates on the U.S. Energy Administration outlook, and for the FY 2018 budget we estimated \$2.34 for gas and \$2.72 for diesel;

As compared to the 2017 budget, total general fund expenditures are up \$446,173, water fund expenditures are up \$69,446 and sewer fund expenditures are up \$104,264. The resultant rate increase to support sewer operations is 10%; which allows the City to continue to invest in its infrastructure. Revenues in the general fund have increased to cover expenditure and are up \$206,864, with revenues for the water fund up \$69,446 and revenues for the sewer fund are up \$104,264. The water fund budget and the sewer fund budget includes no appropriation of fund balance.

On September 25, 2017, the City of Beacon was notified by the New York State Comptroller's Office that the review of the Annual Update Document (AUD) FY 2016 for the City was completed and indicates that the City for a fourth year in a row is classified as "No Designation" with a score of 1.70%. The City has been classified as "No Designation" on the environmental scale; decreasing from 23.30% to 15.0%. Although environmental factors are outside a locality's control, they can provide some insight to the challenges facing a community. Moody's continues to classify the City with an outstanding bond rating of Aa2, one of the highest in New York State.


All Departments have done a fantastic job of holding down annual operating expenditures and have consistently maintained a close relationship between budgeted and actual expenditures and revenues. Despite changes made during each budget year, the City has been able to stay within the annual budget limits, while still providing for necessary operational improvements and sound

fiscal planning and management. We have done this even against a 13.27% decline in total assessed values throughout the City since 2008 and a steady reduction on our reliance on one-time “fixes” to balance the budget, such as the use of fund balance.

I wish to extend my personal thanks to all of the Department Heads for their continued hard work in controlling spending during the year and specifically on bringing the FY 2018 Budget into balance. I also want to recognize the efforts of the Director of Finance, Susan Tucker, CPA for her talent and hard work in preparing the budget.

Most importantly, I would like to thank the entire City workforce, along with all City volunteers, for their efforts and dedication in carrying out their duties. I look forward to reviewing the proposed budget with you and the City Council during the next month. Thank you.

Respectfully submitted on this 2<sup>nd</sup> day of October 2017.



Anthony J. Ruggiero, M.P.A.  
City Administrator



**2018 CITY OF BEACON BUDGET**

**GENERAL FUND  
EXPENSE (A)**

			2015	2016	2016	2016	2017	2017	2017	2018	
			ACTUAL	ADOPTED	REVISED	YTD	ADOPTED	REVISED	YTD	REQUESTED	
				BUDGET	BUDGET	ACTUAL	BUDGET	BUDGET	ACTUAL	BUDGET	COMMENTS
			12/31/15			12/31/16		10/02/17	10/02/17		
<b>1010 CITY COUNCIL</b>											
A1010	101000	REGULAR SALARIES	54,149	54,000	54,298	54,298	54,000	54,000	40,501	54,000	
A1010	416000	MATERIALS & SUPPLIES	342	300	100	75	100	100	-	100	
A1010	444100	LICENSE & PERMITS	4,200	4,200	4,200	4,200	4,200	4,200	4,200	4,200	
A1010	452010	GRANT WRITING CONSULTANT	13,575	13,500	33,250	20,831	34,000	34,000	22,664	34,000	
A1010	455000	VIDEOGRAPHER	18,000	18,000	18,950	18,950	19,000	19,000	12,950	19,000	
A1010	820000	SOCIAL SECURITY	3,074	4,131	3,113	2,900	4,131	4,131	2,105	4,131	
<b>TOTAL CITY COUNCIL</b>			<b>93,341</b>	<b>94,131</b>	<b>113,911</b>	<b>101,254</b>	<b>115,431</b>	<b>115,431</b>	<b>82,420</b>	<b>115,431</b>	
<b>1210 MAYOR</b>											
A1210	101000	REGULAR SALARIES	25,069	25,000	25,138	25,137	25,000	25,000	18,750	25,000	
A1210	105000	OVERTIME	-	-	-	-	-	161	160	160	
A1210	105200	SICK LEAVE BONUS						600	600	600	
A1210	106000	CLERICAL SALARIES	32,408	35,000	35,992	35,991	38,000	38,000	29,082	41,969	
A1210	190000	SEVERANCE/RETIREMENT	4,677	-	-	-	-	-	-	-	
A1210	220000	OFFICE EQUIPMENT	26	100	276	276	100	100	-	100	
A1210	416000	MATERIALS & SUPPLIES	552	500	722	722	500	535	487	500	
A1210	443200	TRAINING	-	250	102	102	250	215	79	250	
A1210	462000	TRAVEL	-	200	-	-	-	-	-	-	
A1210	467000	ASSOCIATION DUES	-	425	-	-	425	425	410	425	
A1210	820000	SOCIAL SECURITY	4,640	4,590	4,555	4,555	4,820	4,220	3,623	5,181	
<b>TOTAL MAYOR</b>			<b>67,371</b>	<b>66,065</b>	<b>66,785</b>	<b>66,783</b>	<b>69,095</b>	<b>69,256</b>	<b>53,191</b>	<b>74,185</b>	

**2018 CITY OF BEACON BUDGET**

**GENERAL FUND  
EXPENSE (A)**

			2015	2016	2016	2016	2017	2017	2017	2018	
			ACTUAL	ADOPTED	REVISED	YTD	ADOPTED	REVISED	YTD	REQUESTED	
				BUDGET	BUDGET	ACTUAL	BUDGET	BUDGET	ACTUAL	BUDGET	COMMENTS
			12/31/15			12/31/16		10/02/17	10/02/17		
<b>1230 ADMINISTRATOR</b>											
A1230	101000	REGULAR SALARIES	82,118	125,000	128,542	128,541	130,688	130,688	97,961	133,956	
A1230	101001	ACTING ADMIN	19,171	-	-	-	-	-	-	-	
A1230	105200	SICK LEAVE BONUS	200	200	200	200	-	600	600	1,200	
A1230	106000	CLERICAL SALARIES	51,831	51,696	53,182	53,182	53,994	53,994	40,473	55,314	
A1230	250000	PURCHASE EQUIPMENT	985	29,000	36,845	36,707	1,000	1,000	37	500	
A1230	413000	GAS & DIESEL	115	425	-	-	800	770	-	400	
A1230	416000	MATERIALS & SUPPLIES	977	550	998	958	550	980	979	1,000	
A1230	440000	EXECUTIVE RECRUITMENT	11,805	-	-	-	-	-	-	-	
A1230	443200	TRAINING	115	1,500	356	355	1,500	1,500	95	1,000	
A1230	443204	ANNUAL REQUIRED WORKFORC	-	3,000	759	-	-	-	-	-	
A1230	447200	REPAIR OF EQUIPMENT	617	500	-	-	500	140	-	150	
A1230	452000	CONSULTANT								60,000	
A1230	462000	TRAVEL	175	1,500	99	98	1,500	1,339	-	1,000	
A1230	467000	ASSOCIATION DUES	1,310	1,310	1,400	1,400	1,400	1,400	1,040	1,850	
A1230	820000	SOCIAL SECURITY	11,463	13,533	13,533	13,251	14,128	13,528	10,310	14,571	
<b>TOTAL ADMINISTRATOR</b>			<b>180,883</b>	<b>228,214</b>	<b>235,914</b>	<b>234,692</b>	<b>206,060</b>	<b>205,939</b>	<b>151,495</b>	<b>270,941</b>	

**2018 CITY OF BEACON BUDGET**

**GENERAL FUND  
EXPENSE (A)**

			2015	2016	2016	2016	2017	2017	2017	2018	
			ACTUAL	ADOPTED	REVISED	YTD	ADOPTED	REVISED	YTD	REQUESTED	
				BUDGET	BUDGET	ACTUAL	BUDGET	BUDGET	ACTUAL	BUDGET	COMMENTS
			12/31/15			12/31/16		10/02/17	10/02/17		
<b>1325 FINANCE</b>											
A1325	101000	REGULAR SALARIES	265,294	266,511	274,648	274,647	281,692	281,692	211,060	289,050	
A1325	105000	OVERTIME	1,426	2,000	2,000	833	2,000	2,600	1,380	3,500	
A1325	105200	SICK LEAVE BONUS	400	600	600	400	1,200	600	600	1,200	
A1325	120000	HEALTH INSURANCE BUY-OUT	5,000	5,000	5,000	5,000	5,000	5,000	2,500	7,500	
A1325	250000	EQUIPMENT	936	800	800	530	500	750	750	750	
A1325	416000	MATERIALS & SUPPLIES	3,510	3,000	3,325	3,323	3,000	3,339	2,929	3,000	
A1325	440700	ANNUAL AUDIT	34,102	36,000	35,192	35,192	38,000	37,411	25,337	30,500	
A1325	440702	GASB 45 VALUATION	7,950	15,900	11,263	10,450	8,000	7,200	4,375	17,000	
A1325	441500	COMPUTER SUPPORT	37,493	40,000	39,675	38,498	40,393	41,193	40,393	43,283	
A1325	443200	TRAINING	1,039	2,500	2,500	165	2,000	2,000	345	2,000	
A1325	452002	FINANCIAL CONSULTANT	6,796	20,000	17,308	16,874	-	-	-	-	
A1325	462000	TRAVEL	8	800	800	-	300	300	22	300	
A1325	467000	ASSOCIATION DUES	-	500	500	292	600	600	-	600	
A1325	820000	SOCIAL SECURITY	20,314	20,969	20,969	20,650	22,177	22,177	16,042	23,046	
<b>TOTAL FINANCE</b>			<b>384,266</b>	<b>414,580</b>	<b>414,580</b>	<b>406,854</b>	<b>404,862</b>	<b>404,862</b>	<b>305,733</b>	<b>421,729</b>	
<b>1355 ASSESSMENT</b>											
A1355	109100	PART TIME CLERICAL	12,480	14,691	14,902	14,902	14,763	14,763	11,928	16,231	
A1355	416000	MATERIALS & SUPPLIES	246	400	1,067	1,066	1,000	1,000	995	1,100	
A1355	450200	APPRAISERS	3,000	8,000	8,900	8,900	8,000	8,000	-	8,000	
A1355	452009	JOINT ASSESSOR AGREEMENT	46,262	49,023	47,245	45,628	46,997	46,997	46,782	48,185	
A1355	820000	SOCIAL SECURITY	955	1,124	1,124	1,109	1,129	1,129	912	1,242	
<b>TOTAL ASSESSMENT</b>			<b>62,943</b>	<b>73,238</b>	<b>73,238</b>	<b>71,605</b>	<b>71,889</b>	<b>71,889</b>	<b>60,617</b>	<b>74,758</b>	

**2018 CITY OF BEACON BUDGET**

**GENERAL FUND  
EXPENSE (A)**

			2015	2016	2016	2016	2017	2017	2017	2018		
			ACTUAL	ADOPTED	REVISED	YTD	ADOPTED	REVISED	YTD	REQUESTED		
			12/31/15	BUDGET	BUDGET	12/31/16	BUDGET	BUDGET	10/02/17	10/02/17	BUDGET	COMMENTS
<b>1362 TAX ADVERTISING &amp; EXPENSE</b>												
A1362	441500	COMPUTER SUPPORT/DATA PR	10,009	10,000	10,000	9,953	10,500	10,500	-	10,500		
<b>TOTAL TAX ADVERTISING &amp; EXPENSE</b>			<b>10,009</b>	<b>10,000</b>	<b>10,000</b>	<b>9,953</b>	<b>10,500</b>	<b>10,500</b>	<b>-</b>	<b>10,500</b>		
<b>1364 PROPERTY ACQUIRED</b>												
A1364	468001	EXPENSE ON PROPERTY ACQU	2,616	4,000	2,968	316	2,000	2,000	-	1,500		
<b>TOTAL PROPERTY ACQUIRED</b>			<b>2,616</b>	<b>4,000</b>	<b>2,968</b>	<b>316</b>	<b>2,000</b>	<b>2,000</b>	<b>-</b>	<b>1,500</b>		
<b>1380 FISCAL AGENT FEES</b>												
A1380	461200	FISCAL AGENT FEE	21,761	32,000	32,000	28,807	22,000	25,447	25,447	25,000		
A1380	461202	ANNUAL FILING STATEMENT	2,500	2,500	2,500	2,500	2,500	2,500	2,500	2,500		
<b>TOTAL FISCAL AGENT FEES</b>			<b>24,261</b>	<b>34,500</b>	<b>34,500</b>	<b>31,307</b>	<b>24,500</b>	<b>27,947</b>	<b>27,947</b>	<b>27,500</b>		

**2018 CITY OF BEACON BUDGET**

**GENERAL FUND  
EXPENSE (A)**

			2015	2016	2016	2016	2017	2017	2017	2018	
			ACTUAL	ADOPTED	REVISED	YTD	ADOPTED	REVISED	YTD	REQUESTED	
				BUDGET	BUDGET	ACTUAL	BUDGET	BUDGET	ACTUAL	BUDGET	COMMENTS
			12/31/15			12/31/16		10/02/17	10/02/17		
<b>1410 CITY CLERK</b>											
A1410	101000	REGULAR SALARIES	58,725	58,582	60,270	60,270	61,214	61,214	46,072	62,725	
A1410	105000	OVERTIME	106	400	127	127	400	400	-	400	
A1410	105200	SICK BONUS	-	-	-	-	-	-	-	-	
A1410	120000	HEALTH INSURANCE BUY-OUT	2,500	2,500	2,500	2,500	2,500	2,500	1,250	2,500	
A1410	416000	MATERIALS & SUPPLIES	1,935	3,000	1,486	1,486	2,000	2,000	1,039	1,500	
A1410	440801	FILING FEE COUNTY CLERK	51	-	70	70	100	100	51	100	
A1410	441000	BOOK BINDING	2,500	3,000	1,585	-	1,000	1,000	1,585	1,000	
A1410	441400	CODIFICATION	5,314	8,000	9,936	5,966	8,000	8,000	7,514	8,500	
A1410	441500	SOFTWARE SUPPORT	3,007	5,202	5,202	5,202	5,202	5,202	4,862	14,231	
A1410	443200	TRAINING	-	-	-	-	1,000	1,000	-	-	
A1410	445100	MAINTENANCE OF EQUIPMENT	-	3,850	3,520	3,520	8,710	6,762	-	-	
A1410	447000	RENTAL OF EQUIPMENT	1,548	2,080	2,064	2,064	2,080	2,080	1,548	2,080	
A1410	451600	CHARTER REVISION			19,000	9,785	-	11,163	11,163		
A1410	462000	TRAVEL	28	100	-	-	100	100	-	-	
A1410	465000	POSTAGE	10,879	10,000	10,014	10,013	10,000	10,000	815	10,000	
A1410	467000	ASSOCIATION DUES	100	100	100	100	100	100	-	100	
A1410	470100	ADVERTISING	6,623	8,500	9,362	9,361	8,500	8,500	5,042	8,500	
A1410	820000	SOCIAL SECURITY	4,691	4,703	4,813	4,812	4,905	4,905	3,620	5,020	
<b>TOTAL CITY CLERK</b>			<b>98,007</b>	<b>110,017</b>	<b>130,049</b>	<b>115,276</b>	<b>115,811</b>	<b>125,026</b>	<b>84,561</b>	<b>116,656</b>	



**2018 CITY OF BEACON BUDGET**

**GENERAL FUND  
EXPENSE (A)**

			2015	2016	2016	2016	2017	2017	2017	2018	
			ACTUAL	ADOPTED	REVISED	YTD	ADOPTED	REVISED	YTD	REQUESTED	
				BUDGET	BUDGET	ACTUAL	BUDGET	BUDGET	ACTUAL	BUDGET	COMMENTS
			12/31/15			12/31/16		10/02/17	10/02/17		
<b>1420 LAW</b>											
A1420	450400	ATTORNEYS	69,115	70,000	70,732	70,731	100,000	100,000	65,785	100,000	
A1420	450426	HIDDENBROOKE	6,267	-	-	-	-	-	-	-	
A1420	450433	TAX CERTIORARI MATTERS	14,950	12,500	26,988	26,987	27,500	27,500	7,237	12,000	
A1420	450436	IN REM	95,266	50,500	97,184	97,183	65,500	65,500	31,579	75,500	
A1420	450437	PROPERTY ASSESSMENT SETT	1,554	35,227	27,376	27,376	20,000	20,000	13,438	30,000	
A1420	450439	CSEA MATTERS	6,953	9,000	8,193	6,244	16,875	14,277	7,179	20,000	
A1420	450440	IAFF/FIRE MATTERS	13,556	14,000	45,835	45,834	5,000	8,044	8,044	20,000	
A1420	450442	PBA MATTERS	65,794	32,000	68,002	68,001	30,000	36,101	36,100	60,000	
A1420	450450	BASE PROPORTION CASE	225	-	-	-	-	-	-	-	
A1420	450454	EMPLOYEE DISCIPLINE	22,000	-	9,859	9,859	-	70,478	70,477	30,000	
A1420	450461	TRAFFIC COURT	18,000	18,000	20,416	20,416	30,000	29,842	14,178	24,000	
A1420	450600	ARBITRATORS	-	3,000	850	550	3,000	3,000	-	3,000	
A1420	452000	CONSULTANT	29,659	30,000	29,674	29,673	-	-	-	-	
A1420	456500	CIVIL ACTION EXPENSE	-	10,000	-	-	10,000	-	-	10,000	
<b>TOTAL LAW</b>			<b>343,339</b>	<b>284,227</b>	<b>405,109</b>	<b>402,854</b>	<b>307,875</b>	<b>374,742</b>	<b>254,017</b>	<b>384,500</b>	
<b>1440 ENGINEERING</b>											
A1440	454000	ENGINEERS	22,326	35,000	35,000	42,336	38,000	38,000	20,572	38,000	
<b>TOTAL ENGINEERING</b>			<b>22,326</b>	<b>35,000</b>	<b>35,000</b>	<b>42,336</b>	<b>38,000</b>	<b>38,000</b>	<b>20,572</b>	<b>38,000</b>	

**2018 CITY OF BEACON BUDGET**

**GENERAL FUND  
EXPENSE (A)**

			2015	2016	2016	2016	2017	2017	2017	2018	
			ACTUAL	ADOPTED	REVISED	YTD	ADOPTED	REVISED	YTD	REQUESTED	
				BUDGET	BUDGET	ACTUAL	BUDGET	BUDGET	ACTUAL	BUDGET	COMMENTS
			12/31/15			12/31/16		10/02/17	10/02/17		
<b>1620 PUBLIC BUILDINGS</b>											
A1620	101000	REGULAR SALARIES	62,041	38,018	39,116	39,116	42,016	42,016	31,120	45,516	
A1620	105000	OVERTIME	202	200	606	606	450	450	450	1,000	
A1620	105200	SICK LEAVE BONUS	100	100	200	200	600	600	600	-	
A1620	119000	CLOTHING ALLOWANCE	225	450	250	250	550	550	550	600	
A1620	250000	EQUIPMENT	3,328	-	-	-	-	21,110	-	-	
A1620	411000	CLEANING SUPPLIES	2,893	3,500	4,157	4,157	3,400	4,978	3,377	6,200	
A1620	412600	MUN.CENTER GAS/OIL FOR HEA	10,826	13,700	11,058	6,844	11,000	10,930	5,702	10,667	
A1620	412610	BEACON ENGINE GAS/OIL FOR	2,985	4,900	4,943	4,943	7,600	13,100	12,493	10,000	
A1620	412620	TOMPKINS HOSE GAS/OIL FOR	5,255	6,000	6,000	4,652	6,000	5,000	2,930	5,311	
A1620	412630	MASE HOOK & LADDER GAS/OIL	3,011	3,800	3,800	3,194	3,800	3,300	1,760	3,237	
A1620	412640	MEMORIAL BUILDING GAS/OIL F	4,759	6,300	6,300	4,634	5,800	4,800	2,325	4,302	
A1620	416000	MATERIALS & SUPPLIES	2,419	2,265	2,201	2,191	2,500	4,902	3,315	3,500	
A1620	417700	SANITARY AND PAPER SUPPLIE	3,180	3,000	3,850	3,850	3,200	4,236	2,335	3,800	
A1620	422000	MUNICIPAL CENTER ELECTRIC	48,160	54,120	54,120	45,316	44,097	43,097	26,697	47,840	
A1620	422005	WELCOME CENTER ELECTRIC	1,356	1,743	1,743	973	1,049	1,049	855	1,410	
A1620	422010	BEACON ENGINE ELECTRIC	5,638	5,433	5,433	5,261	4,943	3,943	2,761	4,843	
A1620	422020	TOMPKINS HOSE ELECTRIC	10,647	11,583	11,583	10,641	11,275	10,275	5,915	10,291	
A1620	422030	MASE HOOK & LADDER ELECTR	6,651	6,765	6,765	4,846	5,380	5,380	3,449	6,060	
A1620	422040	MEMORIAL BUILDING ELECTRIC	5,464	5,638	5,638	4,986	5,014	5,014	3,064	5,099	
A1620	422060	AREA LIGHTS ELECTRIC	2,655	2,768	2,768	2,631	2,848	2,848	1,868	3,177	
A1620	442000	EXTERMINATOR			1,505	875	1,500	1,500	1,325	1,500	
A1620	444000	JANITOR SERVICE		2,365	839	-	-	-	-	-	
A1620	445100	MAINTENANCE OF EQUIPMENT	51,020	45,000	44,500	42,966	44,500	49,074	34,419	45,000	
A1620	446800	PARKING LOT REPAIRS	8,377	10,000	7,000	-	10,000	10,218	10,218	14,000	
A1620	447300	REPAIR OF REAL PROPERTY	10,017	13,000	14,048	11,157	13,675	10,488	5,783	12,500	
A1620	447301	REPAIR OF MUNICIPAL CENTER	16,237	16,000	14,604	13,055	15,000	10,757	3,558	15,000	
A1620	447302	REPAIR OF MEMORIAL BLDG RE	233	2,900	2,900	1,486	2,900	2,900	422	1,500	
A1620	447307	REPAIR REAL PROP - FIREHOU\$	15,996	15,000	15,000	8,945	10,000	10,585	10,584	11,000	
A1620	820000	SOCIAL SECURITY	4,713	2,966	2,946	2,914	3,337	3,337	2,423	3,604	
<b>TOTAL PUBLIC BUILDINGS</b>			<b>288,388</b>	<b>277,514</b>	<b>273,873</b>	<b>230,689</b>	<b>262,434</b>	<b>286,437</b>	<b>180,298</b>	<b>276,957</b>	

**2018 CITY OF BEACON BUDGET**

**GENERAL FUND  
EXPENSE (A)**

			2015	2016	2016	2016	2017	2017	2017	2018	
			ACTUAL	ADOPTED	REVISED	YTD	ADOPTED	REVISED	YTD	REQUESTED	
				BUDGET	BUDGET	ACTUAL	BUDGET	BUDGET	ACTUAL	BUDGET	COMMENTS
			12/31/15			12/31/16		10/02/17	10/02/17		
<b>1650 CENTRAL COMMUNICATION SYSTEMS</b>											
A1650	250000	EQUIPMENT			43,143	43,143					
A1650	423000	TELEPHONES	30,376	27,476	28,708	28,708	15,624	15,624	14,890	18,000	
A1650	423001	CELL PHONES	7,087	9,855	11,328	11,328	12,348	12,348	7,201	13,704	
<b>TOTAL CENTRAL COMMUNICATION SYSTEMS</b>			<b>37,462</b>	<b>37,331</b>	<b>83,179</b>	<b>83,179</b>	<b>27,972</b>	<b>27,972</b>	<b>22,091</b>	<b>31,704</b>	
<b>1670 CENTRAL PRINTING</b>											
A1670	446000	PRINTING/COPIER LEASE (Down	4,140	4,500	4,500	4,247	4,500	4,500	3,202	3,000	
A1670	446002	PRINTING/COPIER LEASE (Upsta	7,766	7,830	8,319	8,319	7,830	7,830	4,482	8,000	
A1670	446003	PRINTING/COPIER LEASE (Police	7,823	8,800	8,311	7,115	8,800	8,800	5,720	8,000	
<b>TOTAL CENTRAL PRINTING</b>			<b>19,728</b>	<b>21,130</b>	<b>21,130</b>	<b>19,681</b>	<b>21,130</b>	<b>21,130</b>	<b>13,404</b>	<b>19,000</b>	
<b>1680 TECHNOLOGY</b>											
A1680	250000	PURCHASE EQUIPMENT	18,338	22,640	37,403	37,403	32,538	32,538	16,642	27,288	
A1680	410400	WEB SITE FEES	4,250	5,500	5,500	5,500	5,500	5,500	5,500	5,500	
A1680	444100	PROFESS. LICENSE/PERMITS	15,528	23,814	21,631	20,184	31,213	31,213	16,851	30,271	
A1680	452003	IT CONSULTANT	48,083	45,000	47,183	47,182	45,000	45,000	37,170	45,000	
<b>TOTAL TECHNOLOGY</b>			<b>86,198</b>	<b>96,954</b>	<b>111,717</b>	<b>110,269</b>	<b>114,251</b>	<b>114,251</b>	<b>76,163</b>	<b>108,059</b>	
<b>1910 INSURANCE</b>											
A1910	430000	INSURANCE PACKAGE POLICY	381,849	388,000	388,000	379,400	391,880	391,880	400,040	399,718	
A1910	432100	INSURANCE VOLUNTEER ACCID	9,307	9,400	9,400	9,286	9,500	9,500	9,393	9,500	
A1910	434000	INSURANCE DEDUCTIBLES	19,269	50,000	50,000	33,334	45,000	42,325	-	40,000	
<b>TOTAL INSURANCE</b>			<b>410,424</b>	<b>447,400</b>	<b>447,400</b>	<b>422,020</b>	<b>446,380</b>	<b>443,705</b>	<b>409,433</b>	<b>449,218</b>	
<b>1920 MUNICIPAL ASSOCIATION DUES</b>											
A1920	467000	ASSOCIATION DUES	2,460	3,360	3,360	3,250	3,370	3,370	2,125	2,800	
A1920	467100	ASSOCIATION DUES-NYCOM	5,491	5,491	5,491	5,491	5,491	5,491	5,491	5,491	
<b>TOTAL MUNICIPAL DUES</b>			<b>7,951</b>	<b>8,851</b>	<b>8,851</b>	<b>8,741</b>	<b>8,861</b>	<b>8,861</b>	<b>7,616</b>	<b>8,291</b>	

**2018 CITY OF BEACON BUDGET**

**GENERAL FUND  
EXPENSE (A)**

			2015	2016	2016	2016	2017	2017	2017	2018		
			ACTUAL	ADOPTED	REVISED	YTD	ADOPTED	REVISED	YTD	REQUESTED		
			12/31/15	BUDGET	BUDGET	12/31/16	BUDGET	BUDGET	10/02/17	10/02/17	BUDGET	COMMENTS
<b>1980 GENERAL ADMINISTRATION</b>												
A1980	400099	MTA PAYROLL TAX	23,151	24,344	24,583	23,377	25,224	25,389	19,112	26,441		
<b>TOTAL GENERAL ADMINISTRATION</b>			<b>23,151</b>	<b>24,344</b>	<b>24,583</b>	<b>23,377</b>	<b>25,224</b>	<b>25,389</b>	<b>19,112</b>	<b>26,441</b>		
<b>1990 CONTINGENCY</b>												
A1990	400001	CONTINGENCY FUND	-	264,865	48,168	-	290,558	50,232	-	200,000		
A1990	400004	CONTINGENCY-RETIREMENT	-	214,570	-	-	206,000	-	-	244,000		
<b>TOTAL CONTINGENCY</b>			<b>-</b>	<b>479,435</b>	<b>48,168</b>	<b>-</b>	<b>496,558</b>	<b>50,232</b>	<b>-</b>	<b>444,000</b>		

**2018 CITY OF BEACON BUDGET**

**GENERAL FUND  
EXPENSE (A)**

			2015	2016	2016	2016	2017	2017	2017	2018	
			ACTUAL	ADOPTED	REVISED	YTD	ADOPTED	REVISED	YTD	REQUESTED	
				BUDGET	BUDGET	ACTUAL	BUDGET	BUDGET	ACTUAL	BUDGET	COMMENTS
			12/31/15			12/31/16		10/02/17	10/02/17		
<b>3120 POLICE</b>											
A3120	100200	POLICE CHIEF SALARY	122,119	117,387	125,249	125,248	122,729	122,729	90,259	125,798	
A3120	100300	POLICE CAPTAIN SALARY	62,338	105,539	112,473	112,472	110,342	110,342	82,710	113,101	
A3120	101000	REGULAR SALARIES	1,907,307	1,927,527	1,901,955	1,863,935	2,087,162	2,083,804	1,533,944	2,258,626	
A3120	101002	POLICE RETRO		-	38,956	38,955	-	-	-		
A3120	102000	CROSSING GUARD SALARIES	37,700	38,500	38,772	38,771	38,500	38,500	25,753	38,500	
A3120	104000	MATRON SALARY	-	1,300	287	-	-	-	-		
A3120	105000	OVERTIME	624,691	585,900	585,900	478,935	450,000	450,000	327,945	450,000	
A3120	105001	OVERTIME-BUCKLE UP NY	2,366	4,600	4,600	2,617	-	-	-		
A3120	105004	OVERTIME-STOP DWI	10,969	10,000	10,000	9,113	10,000	10,000	410	1,000	
A3120	105008	OVERTIME-POLICE TRAFFIC SE	8,515	10,000	10,000	7,452	10,210	10,210	8,262	11,000	
A3120	105017	OT - IMPACT TOOLS	15,807	-	-	-	-	-	-		
A3120	105018	OT - EVENTS	7,189	7,000	7,000	6,689	7,000	7,000	5,735	7,000	
A3120	105200	SICK LEAVE BONUS	2,100	3,100	3,100	3,000	19,430	19,430	17,100	22,800	
A3120	105201	OUT OF TITLE	-	1,500	1,500	-	-	-	-	1,000	
A3120	105400	K-9 CARE	31,880	34,200	19,298	17,715	19,140	19,140	14,339	19,988	
A3120	105501	TRAINING STIPEND	22,100	22,100	22,752	22,752	23,106	23,106	17,476	23,683	
A3120	106000	CLERICAL SALARIES	71,794	71,634	73,786	73,785	75,190	75,190	56,181	76,988	
A3120	106001	POLICE ASSISTANT	22,810	28,008	25,856	24,538	27,280	26,906	11,600	29,659	
A3120	108001	HOLIDAY PAY	80,429	88,963	88,963	86,586	95,968	95,968	2,248	103,783	
A3120	119000	CLOTHING ALLOWANCE	16,500	16,200	20,250	20,250	20,800	21,500	21,500	21,500	
A3120	120000	HEALTH INSURANCE BUY	4,866	6,000	16,776	16,776	17,500	17,500	-	20,000	
A3120	190000	SEVERANCE/RETIREMENT PAY	88,225	-	90,129	90,129	-	3,032	3,031		
A3120	220000	OFFICE EQUIPMENT	-	-	-	-	-	-	-		
A3120	220001	COMPUTER EQUIPMENT	30,950	11,485	11,485	9,960	20,202	20,202	12,528	20,347	
A3120	250000	EQUIPMENT	130,832	85,614	114,278	112,390	57,614	57,614	58,680	63,014	
A3120	250040	EQUIPMENT - HOMELAND SECU	56,703	-	1,245	1,245	-	-	-		
A3120	250090	EQUIPMENT - BYRNE/JAG		10,000	10,000	9,900	10,000	11,007	10,758	10,000	
A3120	251200	BODY ARMOR	3,703	3,000	3,000	1,514	14,520	18,117	17,253	8,100	
A3120	412400	FIREARMS	29,989	30,000	32,825	29,267	30,000	30,000	26,273	30,000	
A3120	412401	LESS LETHAL								7,600	

**2018 CITY OF BEACON BUDGET**

**GENERAL FUND  
EXPENSE (A)**

			2015	2016	2016	2016	2017	2017	2017	2018	
			ACTUAL	ADOPTED	REVISED	YTD	ADOPTED	REVISED	YTD	REQUESTED	
				BUDGET	BUDGET	ACTUAL	BUDGET	BUDGET	ACTUAL	BUDGET	COMMENTS
			12/31/15			12/31/16		10/02/17	10/02/17		
A3120	413000	GAS & DIESEL	33,702	69,368	53,502	26,990	40,372	40,372	18,400	39,857	
A3120	416000	MATERIALS & SUPPLIES	11,086	13,000	14,183	14,183	13,000	13,000	9,225	13,000	
A3120	416700	DOG FOOD & SUPPLIES	698	1,500	2,649	2,649	1,000	1,000	360	1,000	
A3120	416800	TICKETS	38,219	40,000	40,000	29,829	38,000	38,000	24,473	40,000	
A3120	417501	CHILD SAFETY PROGRAM-GRAN	10,120	11,000	11,000	10,289	600	600	460	2,950	
A3120	418900	TRAFFIC LIGHTS	21,303	25,100	25,368	25,368	17,000	17,000	12,106	15,000	
A3120	419000	CLOTHING REPAIRS	259	250	250	63	250	250	110	250	
A3120	422015	CAMERA ELECTRIC	370	513	513	486	460	460	263	1,000	
A3120	440200	AUTO BODY REPAIRS	8,677	6,000	7,170	7,170	6,000	5,628	1,385	6,000	
A3120	443200	TRAINING	14,332	7,500	23,110	17,581	15,400	15,772	13,196	17,500	
A3120	443203	CANDIDATE EVALUATION	3,534	3,000	2,938	1,691	3,000	3,000	675	3,000	
A3120	445100	MAINTENANCE OF EQUIPMENT	30,229	33,500	33,949	28,137	36,695	32,751	31,960	28,050	
A3120	447000	RENTAL OF EQUIPMENT	39,823	43,500	43,500	36,254	41,284	41,284	25,629	43,584	
A3120	447200	REPAIR OF EQUIPMENT	25,624	30,000	30,000	25,247	30,000	30,000	14,338	26,000	
A3120	453000	MEDICAL EMERGENCY SERVICE	213	300	300	220	300	300	205	300	
A3120	459300	VETERINARY SERVICES	5,874	3,000	3,000	1,789	1,500	2,711	2,383	2,300	
A3120	462000	TRAVEL	453	500	552	552	500	500	377	500	
A3120	464000	MEALS, LAUNDRY	722	1,000	948	672	1,000	1,000	417	1,000	
A3120	467000	ASSOCIATION DUES	2,355	2,980	2,980	2,840	2,980	2,980	2,045	2,980	
A3120	810000	RETIREMENT	663,120	609,937	609,937	713,810	748,578	748,578	-	699,750	
A3120	820000	SOCIAL SECURITY	210,849	235,579	235,579	216,154	238,440	238,440	165,267	252,789	
<b>TOTAL POLICE</b>			<b>4,513,443</b>	<b>4,357,084</b>	<b>4,511,863</b>	<b>4,365,968</b>	<b>4,503,052</b>	<b>4,504,923</b>	<b>2,667,259</b>	<b>4,660,297</b>	

**2018 CITY OF BEACON BUDGET**

**GENERAL FUND  
EXPENSE (A)**

			2015	2016	2016	2016	2017	2017	2017	2018	
			ACTUAL	ADOPTED	REVISED	YTD	ADOPTED	REVISED	YTD	REQUESTED	
				BUDGET	BUDGET	ACTUAL	BUDGET	BUDGET	ACTUAL	BUDGET	COMMENTS
			12/31/15			12/31/16		10/02/17	10/02/17		
<b>3130 DETECTIVES</b>											
A3130	101000	REGULAR SALARIES	372,774	428,093	436,963	436,665	453,590	453,590	345,191	465,265	
A3130	101002	DET RETRO		-	7,176	7,175	-	-			
A3130	105000	OVERTIME	62,725	70,000	70,000	68,162	70,000	70,000	33,315	70,000	
A3130	105015	OT TASK FORCE	14,711	15,000	15,000	-					
A3130	105017	OT-IMPACT	8,889	-	1,691	1,690	-	-			
A3130	105200	SICK LEAVE BONUS	400	800	519	400	2,000	2,000	1,500	3,250	
A3130	105202	ON-CALL STIPEND	5,826	10,400	7,400	5,457	10,400	10,150	4,029	10,400	
A3130	106000	CLERICAL SALARIES	24,164	24,128	24,845	24,845	25,230	25,230	18,912	25,830	
A3130	108001	HOLIDAY PAY	19,700	19,666	20,413	20,413	20,935	20,935		21,474	
A3130	119000	CLOTHING ALLOWANCE	3,000	3,000	3,500	3,500	3,500	3,750	3,750	3,500	
A3130	120000	HEALTH INSURANCE BUY	2,000	2,000	5,000	5,000	2,500	2,500	-	5,000	
A3130	190000	SEVERANCE/RETIREMENT PAY	96,732	-	-	-	-	-			
A3130	250000	EQUIPMENT	-	-	-	-	-	-		2,445	
A3130	416000	MATERIALS & SUPPLIES	248	1,000	1,174	1,173	1,000	1,000	624	1,000	
A3130	416500	PHOTO SUPPLIES	572	1,000	826	746	900	900	467	900	
A3130	462002	PRISONER TRANSPORT	525	600	657	657	600	600	320	600	
A3130	468200	TOWING/IMPOUNDS	85	500	-	-	400	400	100	400	
A3130	820000	SOCIAL SECURITY	44,081	42,479	42,479	38,505	44,803	44,803	26,972	45,879	
<b>TOTAL DETECTIVES</b>			<b>656,432</b>	<b>618,666</b>	<b>637,643</b>	<b>614,388</b>	<b>635,858</b>	<b>635,858</b>	<b>435,180</b>	<b>655,943</b>	

**2018 CITY OF BEACON BUDGET**

**GENERAL FUND  
EXPENSE (A)**

			2015	2016	2016	2016	2017	2017	2017	2018	
			ACTUAL	ADOPTED	REVISED	YTD	ADOPTED	REVISED	YTD	REQUESTED	
				BUDGET	BUDGET	ACTUAL	BUDGET	BUDGET	ACTUAL	BUDGET	COMMENTS
			12/31/15			12/31/16		10/02/17	10/02/17		
<b>3410 FIRE</b>											
A3410	100200	FIRE CHIEF	87,354	87,125	89,598	89,597	91,090	91,090	68,278	93,366	
A3410	101000	REGULAR SALARIES	782,595	786,593	797,929	797,929	795,472	893,472	667,070	864,684	
A3410	101002	RETRO PAY		-	126,548	126,548	-	-	-		
A3410	103600	CAREER TRAINING OFFICER	8,523	8,500	8,547	8,546	8,500	8,500	6,375	8,500	
A3410	103700	TRAINING CERTIFICATION	24,000	24,000	24,000	24,000	24,000	26,000	26,000	24,000	
A3410	105101	OVERTIME	168,920	210,000	182,237	182,237	200,000	211,360	159,917	212,000	
A3410	105200	SICK LEAVE BONUS	1,500	1,500	1,500	1,500	1,250	2,100	2,100	2,100	
A3410	105203	SICK LEAVE SELLBACK	-	3,800	1,300	-	-	-	-	-	
A3410	119000	CLOTHING ALLOWANCE	7,800	7,800	7,800	7,800	7,800	7,800	7,800	7,800	
A3410	120000	HEALTH INSURANCE BUY-OUT	5,000	5,000	7,500	7,500	5,000	5,000	-	5,000	
A3410	190000	SEVERANCE/RETIREM. PAY	10,131	-	-	-	-	34,940	34,939		
A3410	250000	EQUIPMENT	37,601	38,000	118,362	69,818	40,542	40,542	57,310	42,000	
A3410	250013	EQUIPMENT FOR TRAINING	1,915	1,000	1,000	856	1,000	1,000	221	1,000	
A3410	250028	CONFINED SPACE EQUIPMENT	2,722	2,500	2,575	2,389	2,500	2,500	1,325	2,500	
A3410	413000	GAS & DIESEL	14,213	18,482	18,482	10,960	19,163	19,163	9,155	19,089	
A3410	416000	MATERIALS & SUPPLIES	8,309	12,400	12,375	7,369	8,500	8,500	5,572	8,500	
A3410	432201	VOLUNTEER SERVICE AWARD P	57,496	60,647	60,647	60,169	66,542	66,542	66,333	67,222	
A3410	441500	COMPUTER SUPPORT/DATA	2,785	2,700	2,725	2,725	2,800	2,800	2,619	2,800	
A3410	443200	RECRUIT & OFFICER TRAINING	3,371	12,000	12,458	5,651	10,000	10,000	3,475	10,000	
A3410	447200	REPAIR OF EQUIPMENT	69,608	70,000	46,484	46,484	65,000	65,000	21,977	50,000	
A3410	453700	EMPLOYEE PHYSICALS	5,060	6,000	6,000	5,487	6,000	6,000	2,096	6,000	
A3410	461900	FIRE PREVENTION	1,174	2,500	2,500	2,451	2,000	2,000	30	2,000	
A3410	462000	TRAVEL	903	2,500	2,400	148	2,000	2,000	1,017	2,000	
A3410	467000	ASSOCIATION DUES	534	534	634	634	534	534	150	534	
A3410	810000	RETIREMENT	216,778	194,623	194,623	215,648	222,695	222,695	-	256,429	
A3410	820000	SOCIAL SECURITY	81,471	86,804	92,871	92,870	86,683	97,940	72,475	93,135	
<b>TOTAL FIRE</b>			<b>1,599,761</b>	<b>1,645,008</b>	<b>1,821,095</b>	<b>1,769,316</b>	<b>1,669,071</b>	<b>1,827,478</b>	<b>1,216,234</b>	<b>1,780,659</b>	



**2018 CITY OF BEACON BUDGET**

**GENERAL FUND  
EXPENSE (A)**

			2015	2016	2016	2016	2017	2017	2017	2018	
			ACTUAL	ADOPTED	REVISED	YTD	ADOPTED	REVISED	YTD	REQUESTED	
				BUDGET	BUDGET	ACTUAL	BUDGET	BUDGET	ACTUAL	BUDGET	COMMENTS
			12/31/15			12/31/16		10/02/17	10/02/17		
<b>3510 ANIMAL CONTROL</b>											
A3510	103101	ANIMAL WARDEN	1,518	5,000	5,000	1,040	2,500	2,500	1,515	2,500	
A3510	413000	GAS & DIESEL	-	911	875	-	118	118	-	100	
A3510	416000	MATERIALS & SUPPLIES	-	100	136	136	75	75	-	1,280	
A3510	443200	TRAINING			50	50	50	50	50	350	
A3510	445100	MAINTENANCE OF EQUIPMENT	-	-	-	-	1,000	750	125	50	
A3510	447200	REPAIR OF EQUIPMENT	-	-	-	-	-	250	-	-	
A3510	459300	VETERINARY SERVICES	240	500	500	-				500	
A3510	459301	DOG HOUSING	830	3,500	3,227	2,400	6,000	6,000	3,200	5,000	
A3510	462000	TRAVEL			223	155	200	200	-	100	
A3510	820000	SOCIAL SECURITY	115	383	383	80	191	191	116	191	
<b>TOTAL ANIMAL CONTROL</b>			<b>2,703</b>	<b>10,394</b>	<b>10,394</b>	<b>3,861</b>	<b>10,134</b>	<b>10,134</b>	<b>5,006</b>	<b>10,071</b>	
<b>3620 BUILDING DEPARTMENT</b>											
A3620	101000	REGULAR SALARIES	175,249	174,790	180,257	180,255	183,407	183,407	137,423	188,016	
A3620	105000	OVERTIME	2,900	1,000	2,472	2,471	2,000	2,000	875	2,500	
A3620	105200	SICK LEAVE BONUS	200	200	-	-	1,200	1,200	1,200	1,200	
A3620	120000	HEALTH INSURANCE BUY-OUT	2,500	5,000	2,579	2,500	2,500	2,500	1,250	2,500	
A3620	250000	EQUIPMENT	2,652	-	32,483	482	-	28,309	28,308	2,000	
A3620	411900	EDUCATIONAL SUPPLIES	1,464	4,100	3,017	2,746	2,000	2,000	1,521	2,000	
A3620	413000	GAS & DIESEL	1,730	3,483	2,737	1,325	1,968	1,968	1,165	2,026	
A3620	416000	MATERIALS & SUPPLIES	1,521	2,500	3,445	3,023	2,500	2,500	1,000	2,500	
A3620	441500	COMPUTER SUPPORT/DATA	900	3,100	900	900	3,100	3,100	900	2,300	
A3620	442400	EMERGENCY SECURE BUILDING	-	2,000	3,400	3,246	2,000	2,000	-	2,000	
A3620	443200	TRAINING	1,880	2,000	2,000	1,386	2,000	2,000	1,237	2,000	
A3620	447200	REPAIR OF EQUIPMENT	1,892	1,500	366	366	1,000	1,000	429	1,000	
A3620	820000	SOCIAL SECURITY	13,299	13,846	13,608	13,608	14,467	14,467	10,325	14,858	
<b>TOTAL BUILDING DEPT</b>			<b>206,187</b>	<b>213,519</b>	<b>247,264</b>	<b>212,308</b>	<b>218,142</b>	<b>246,451</b>	<b>185,633</b>	<b>224,900</b>	

**2018 CITY OF BEACON BUDGET**

**GENERAL FUND  
EXPENSE (A)**

			2015	2016	2016	2016	2017	2017	2017	2018	
			ACTUAL	ADOPTED	REVISED	YTD	ADOPTED	REVISED	YTD	REQUESTED	
				BUDGET	BUDGET	ACTUAL	BUDGET	BUDGET	ACTUAL	BUDGET	COMMENTS
			12/31/15			12/31/16		10/02/17	10/02/17		
<b>5110 HIGHWAY</b>											
A5110	100401	SUPERINTENDENT SALARY	101,527	101,261	104,148	104,148	101,000	101,000	73,519	86,986	
A5110	101000	REGULAR SALARIES	757,350	824,010	852,181	852,181	869,502	869,502	637,181	877,816	
A5110	103100	TEMPORARY POSITION	22,059	28,000	25,125	24,127	28,000	28,000	27,875	28,000	
A5110	105000	OVERTIME	21,205	20,500	28,643	28,641	20,900	20,900	23,802	25,000	
A5110	105200	SICK LEAVE BONUS	800	600	600	600	3,000	3,000	3,000	4,800	
A5110	112500	MEALS	603	600	1,007	1,007	600	600	532	800	
A5110	119000	CLOTHING ALLOWANCE	5,175	5,625	6,000	6,000	6,600	6,600	5,825	7,800	
A5110	120000	HEALTH INSURANCE BUY-OUT	6,635	7,500	6,493	3,750	2,500	2,500	2,308	7,500	
A5110	190000	SEVERANCE/RETIREMNT PAY		-	4,682	4,681	-	152,416	152,415		
A5110	250000	EQUIPMENT	1,390	5,000	9,735	9,735	4,000	6,422	6,421	6,000	
A5110	410100	ANTI-FREEZE	358	1,000	265	150	1,000	832	-	500	
A5110	411200	CONCRETE	415	2,000	2,000	1,097	17,000	8,937	727	2,000	
A5110	411300	BLACKTOP	22,647	25,000	20,371	20,370	25,000	23,500	4,172	25,000	
A5110	411400	CEMENT	575	1,000	1,000	463	1,000	1,000	256	500	
A5110	412300	FENCE	242	500	500	-	500	545	545	500	
A5110	412660	HIGHWAY GAS FOR HEAT	7,483	19,400	13,843	2,224	15,000	15,000	9,912	18,556	
A5110	412661	NEW DPW GAS			4,066	4,065					
A5110	412670	GARAGE GAS FOR HEAT	3,503	4,400	4,933	2,902	700	700	-		
A5110	412801	FLAGS	1,709	1,500	1,500	1,494	1,500	1,500	1,498	1,500	
A5110	412802	FLOWERS	2,000	2,000	2,000	2,000	2,000	2,231	2,224	2,200	
A5110	413000	GAS & DIESEL	40,291	80,196	32,789	30,487	52,417	52,417	31,720	56,667	
A5110	413001	BVAC GAS	11,495	23,546	23,546	9,331	15,109	15,109	3,670	12,866	
A5110	413002	VEHICLE OIL	5,439	6,000	6,000	5,438	6,000	6,000	4,451	5,600	
A5110	413200	GRATES	2,021	2,000	1,450	1,305	2,000	1,328	-	6,675	
A5110	413500	GREASE & LUBES	120	650	650	620	650	650	350	650	
A5110	415400	TOOLS	3,193	3,650	2,514	1,702	3,650	2,650	274	3,000	
A5110	416000	MATERIALS & SUPPLIES	15,470	20,000	25,646	23,462	19,700	21,125	17,760	19,000	
A5110	416300	PAINTS	732	700	783	735	700	700	675	1,000	
A5110	416400	PIPE	1,955	2,000	2,000	1,397	2,000	2,000	-	2,000	
A5110	417000	RADIO SUPPLIES	972	1,000	1,000	786	1,000	1,425	1,074	800	

**2018 CITY OF BEACON BUDGET**

**GENERAL FUND  
EXPENSE (A)**

			2015	2016	2016	2016	2017	2017	2017	2018	
			ACTUAL	ADOPTED	REVISED	YTD	ADOPTED	REVISED	YTD	REQUESTED	
				BUDGET	BUDGET	ACTUAL	BUDGET	BUDGET	ACTUAL	BUDGET	COMMENTS
			12/31/15			12/31/16		10/02/17	10/02/17		
A5110	417100	ROAD MARKINGS	21,240	22,000	22,803	22,803	22,550	20,996	15,000	23,000	
A5110	417500	SAFETY SUPPLIES	2,008	2,000	1,747	1,227	2,000	2,000	490	2,000	
A5110	417900	SIGNS & POSTS	7,831	7,500	10,080	10,021	7,500	7,707	6,707	10,000	
A5110	418200	STONE	5,351	5,000	5,000	4,444	5,000	4,527	-	5,000	
A5110	418600	TUBES & TIRES	10,475	8,000	3,902	2,309	8,000	10,895	5,251	10,010	
A5110	418800	TAR	26,000	31,000	29,868	29,867	31,000	30,045	29,550	31,000	
A5110	419000	UNIFORM CLEANING	1,609	1,500	1,537	1,537	1,500	1,500	996	1,500	
A5110	419600	WEED CONTROL	-	1,100	952	952	950	800	-	950	
A5110	419700	WELDING SUPPLIES	1,379	1,600	1,585	1,180	1,500	1,973	1,473	1,500	
A5110	422055	GARAGE ELECTRIC	4,034	4,305	3,693	3,693	3,811	-	-		
A5110	422080	HIGHWAY ELECTRIC	7,099	6,868	7,515	7,514		-			
A5110	422081	NEW DPW ELECTRIC			3,632	3,631	7,500	11,311	11,726	14,744	
A5110	424001	NEW DPW WATER & SEWER			336	335		1,000	647	1,200	
A5110	444100	PROFESSIONAL LICENSE & PERMITS			110	110			-	2,000	
A5110	443200	TRAINING	-	300	272	181	300	2,171	875	3,715	
A5110	445100	MAINTENANCE OF EQUIPMENT	-	300	2,032	1,732	19,155	19,155	12,327	19,500	
A5110	447000	RENT OF EQUIPMENT	3,459	3,300	2,415	1,440	3,300	1,969	176	3,300	
A5110	447200	REPAIR OF EQUIPMENT	51,378	50,000	56,277	49,530	55,000	72,533	44,324	70,000	
A5110	447213	CLOCKS			6,104	6,104		86	86	1,500	
A5110	447300	REPAIR OF REAL PROPERTY	2,292	4,500	4,630	2,076	1,000	14,274	13,930	3,000	
A5110	448000	TREE CARE/REMOVAL	12,030	20,000	17,027	13,280	18,750	18,750	6,250	18,000	
A5110	462000	TRAVEL	167	100	128	128	125	115	34	150	
A5110	820000	SOCIAL SECURITY	67,053	75,398	76,195	75,870	78,956	90,418	68,136	79,461	
<b>TOTAL HIGHWAY</b>			<b>1,260,768</b>	<b>1,434,409</b>	<b>1,443,310</b>	<b>1,384,862</b>	<b>1,470,925</b>	<b>1,660,814</b>	<b>1,230,164</b>	<b>1,505,246</b>	

**2018 CITY OF BEACON BUDGET**

**GENERAL FUND  
EXPENSE (A)**

			2015	2016	2016	2016	2017	2017	2017	2018	
			ACTUAL	ADOPTED	REVISED	YTD	ADOPTED	REVISED	YTD	REQUESTED	
				BUDGET	BUDGET	ACTUAL	BUDGET	BUDGET	ACTUAL	BUDGET	COMMENTS
			12/31/15			12/31/16		10/02/17	10/02/17		
<b>5142 SNOW</b>											
A5142	105000	OVERTIME	83,359	90,000	60,000	35,274	90,000	90,000	56,867	90,000	
A5142	112500	MEALS	3,014	3,000	3,000	931	3,000	3,000	1,799	3,000	
A5142	250000	EQUIPMENT	1,175	3,000	958	-	3,000	2,337	12	500	
A5142	416000	MATERIALS & SUPPLIES	3,098	3,500	2,957	373	3,500	3,500	2,260	3,500	
A5142	417600	SAND & SALT	221,251	225,000	128,585	128,581	152,000	152,000	112,324	170,000	
A5142	447000	RENTAL OF EQUIPMENT	2,400	3,000	-	-	3,000	3,000	-	3,000	
A5142	447200	REPAIR OF EQUIPMENT	39,150	40,000	40,000	35,538	40,000	38,087	30,128	37,000	
A5142	820000	SOCIAL SECURITY	6,409	7,115	7,115	2,409	7,115	7,115	4,322	7,115	
<b>TOTAL SNOW</b>			<b>359,855</b>	<b>374,615</b>	<b>242,615</b>	<b>203,106</b>	<b>301,615</b>	<b>299,039</b>	<b>207,712</b>	<b>314,115</b>	
<b>5182 STREET LIGHTS</b>											
A5182	422090	STREET LIGHTS LIGHT & POWE	298,057	318,000	248,968	248,765	190,975	171,818	40,843	82,700	
A5182	447300	REPAIR OF REAL PROPERTY	7,558	6,000	6,000	1,740	-	860	1,017	1,500	
A5182	470300	STREET LIGHTS HOLIDAY DECC	2,200	2,000	2,000	-	2,000	2,000	-	2,000	
<b>TOTAL STREET LIGHTS</b>			<b>307,815</b>	<b>326,000</b>	<b>256,968</b>	<b>250,505</b>	<b>192,975</b>	<b>174,678</b>	<b>41,860</b>	<b>86,200</b>	
<b>6475 TOURISM</b>											
A6475	467400	PROMOTION OF TOURISM		3,500	3,500	2,934	3,500	4,770	4,770	3,500	
<b>TOTAL TOURISM</b>				<b>3,500</b>	<b>3,500</b>	<b>2,934</b>	<b>3,500</b>	<b>4,770</b>	<b>4,770</b>	<b>3,500</b>	

**2018 CITY OF BEACON BUDGET**

**GENERAL FUND  
EXPENSE (A)**

			2015	2016	2016	2016	2017	2017	2017	2018	
			ACTUAL	ADOPTED	REVISED	YTD	ADOPTED	REVISED	YTD	REQUESTED	
				BUDGET	BUDGET	ACTUAL	BUDGET	BUDGET	ACTUAL	BUDGET	COMMENTS
			12/31/15			12/31/16		10/02/17	10/02/17		
<b>7110 PARK</b>											
A7110	101000	REGULAR SALARIES	122,254	121,934	117,188	110,534	115,396	115,222	86,615	121,488	
A7110	103100	TEMPORARY POSITION	-	-	-	-	-	-	-	7,000	
A7110	105000	OVERTIME	1,714	2,000	3,471	3,470	1,500	1,755	1,754	2,000	
A7110	105200	SICK LEAVE BONUS					-	-		-	
A7110	112500	MEALS	21		175	175	160	160	119	160	
A7110	119000	CLOTHING ALLOWANCE	900	900	775	775	1,100	1,100	1,100	1,200	
A7110	120000	HEALTH INSURANCE BUY-OUT	2,500	2,500	2,500	2,500	2,500	2,500	1,250	2,500	
A7110	190000	SEVERANCE/RETIREMENT PAY			56,007	56,006					
A7110	250000	EQUIPMENT	7,508	7,500	6,479	360	3,000	2,750	880	2,500	
A7110	412200	TOP SOIL	236	5,900	4,900	-	-	-			
A7110	412300	FENCE	243	250	250	-	250	250		250	
A7110	413000	GAS & DIESEL	3,070	6,261	5,261	2,401	4,232	4,232	745	3,459	
A7110	415400	TOOLS	247	500	500	-	500	285		500	
A7110	416000	MATERIALS & SUPPLIES	840	1,400	2,023	1,848	2,000	3,088	2,022	2,000	
A7110	416300	PAINTS	1,062	1,000	1,646	1,646	1,000	1,000	601	1,000	
A7110	417900	SIGNS & POSTS					-	1,385			
A7110	419600	WEED CONTROL	520	1,000	1,519	1,519	2,000	2,000		1,600	
A7110	422095	PARK ELECTRIC	21,170	20,910	20,910	19,743	19,286	19,286	14,500	25,459	
A7110	447000	RENTAL OF EQUIPMENT						250			
A7110	447200	REPAIR OF EQUIPMENT	2,452	3,300	3,052	2,347	3,000	2,455	1,843	7,000	
A7110	447300	REPAIR OF REAL PROPERTY	219	500	500	489	500	172		500	
A7110	820000	SOCIAL SECURITY	9,685	9,741	12,966	12,966	9,230	9,149	6,641	10,278	
<b>TOTAL PARK</b>			<b>174,641</b>	<b>185,596</b>	<b>240,122</b>	<b>216,779</b>	<b>165,654</b>	<b>167,039</b>	<b>118,070</b>	<b>188,894</b>	

**2018 CITY OF BEACON BUDGET**

**GENERAL FUND  
EXPENSE (A)**

			2015	2016	2016	2016	2017	2017	2017	2018	
			ACTUAL	ADOPTED	REVISED	YTD	ADOPTED	REVISED	YTD	REQUESTED	
			12/31/15	BUDGET	BUDGET	12/31/16	BUDGET	BUDGET	ACTUAL	BUDGET	COMMENTS
								10/02/17	10/02/17		
<b>7112 SETTLEMENT CAMP PROPERTY</b>											
A7112	416000	MATERIAL & SUPPLIES	494	1,500	1,500	938	500	500	63	500	
A7112	422096	SETTLEMENT CAMP ELEC 300H	3,399	3,178	3,378	3,055	3,230	3,230	2,258	3,327	
A7112	444000	JANITOR SERVICE		4,725	4,445	4,225	4,725	4,725	3,375	5,000	
A7112	444100	PROFESSIONAL LICENSE & PER	-	500	500	-	500	500	-		
A7112	445100	MAINTENANCE OF EQUIP			177	177				1,500	
A7112	447300	REPAIR OF REAL PROPERTY	13,273	12,500	16,749	16,747	12,500	34,916	31,518	25,000	
A7112	448000	TREE CARE/REMOVAL	4,475	6,250	7,462	7,462	6,250	6,250	3,750	5,000	
A7112	449100	GARBAGE HAULING & DISP.	1,706	1,560	602	602	-	-	-		
<b>TOTAL USC</b>			<b>23,347</b>	<b>30,213</b>	<b>34,813</b>	<b>33,206</b>	<b>27,705</b>	<b>50,121</b>	<b>40,964</b>	<b>40,327</b>	
<b>7140 RECREATION</b>											
A7140	101000	REGULAR SALARY	67	17,678	44,297	41,376	79,986	79,986	66,879	102,149	
A7140	105000	OVERTIME			45	45		270	270	2,000	
A7140	105200	SICK LEAVE BONUS		100	200	100		900	900	2,100	
A7140	109100	PART TIME CLERICAL	8,970	10,000	10,977	10,976					
A7140	109102	RECREATION DIRECTOR	53,440	53,300	54,804	54,804	55,725	55,725	41,770	57,118	
A7140	119000	CLOTHING ALLOWANCE		225	225	-	275	275	-	300	
A7140	120000	HEALTH BUYOUT								2,500	
A7140	173100	SUMMER PLAYGROUND COUNS	956	12,000	12,000	-	-	44,738	44,738	50,250	
A7140	173102	AFTER SCHOOL COUNSELORS			26,775	17,350	63,000	60,587	32,035	57,000	
A7140	173103	AFTER SCHOOL ACTIVITY SPECIALIST			15,300	8,238	36,000	36,000	18,540	36,000	
A7140	250000	EQUIPMENT	-	1,000	966	266	1,000	7,824	7,454	1,000	
A7140	250030	EQUIPMENT-PLAYGROUND	18,180	-	-	-	-	-	-		
A7140	413000	GAS & DIESEL					500	500	507	400	
A7140	416000	MATERIALS & SUPPLIES	934	1,500	1,685	1,684	2,000	2,000	1,176	2,400	
A7140	416007	AFTER SCHOOL MAT & SUPPLIES			21,694	11,156	75,600	75,600	3,948	21,000	
A7140	417601	PLAY SAND	-	700	700	650	700	595	-	700	
A7140	417602	PLAY SAFETY SURFACE	2,351	2,500	2,330	2,327	2,500	2,678	2,678	5,000	
A7140	417700	23 W CENTER PAPER SUPPLY	1,230	900	749	662	1,500	1,500	719	1,500	

**2018 CITY OF BEACON BUDGET**

**GENERAL FUND  
EXPENSE (A)**

			2015	2016	2016	2016	2017	2017	2017	2018	
			ACTUAL	ADOPTED	REVISED	YTD	ADOPTED	REVISED	YTD	REQUESTED	
				BUDGET	BUDGET	ACTUAL	BUDGET	BUDGET	ACTUAL	BUDGET	COMMENTS
			12/31/15			12/31/16		10/02/17	10/02/17		
A7140	422097	23 W CENTER ELECTRIC	10,341	10,353	9,611	9,611	9,280	9,280	6,342	10,713	
A7140	423202	23 W CENTER ALARM	749	1,075	3,052	3,052	2,500	2,500	781	2,500	
A7140	444000	JANITOR SERVICE	1,400	-	-	-	1,400	1,400	-		
A7140	445100	MAINTENANCE OF EQUIPMENT						150	150		
A7140	446000	PRINTING/COPIER LEASE	2,029	2,100	2,402	2,392	2,100	2,100	1,585	2,100	
A7140	446010	YARD SALE AD PRINTING	397	500	391	390	500	500	337	500	
A7140	447000	RENTAL OF EQUIPMENT	10,146	9,500	8,360	8,360	9,500	9,500	5,300	9,500	
A7140	447200	REPAIR OF EQUIPMENT	284	3,000	1,022	1,021	1,500	1,455	1,454	1,500	
A7140	447300	REPAIR OF PROPERTY	5,514	10,500	12,805	5,889	5,000	4,822	9,323	5,000	
A7140	470500	COMMUNITY OUTREACH						1,190	1,190	1,500	
A7140	470600	CELEBRATION	400	400	400	400	2,500	2,500	1,596	8,500	
A7140	470900	CHRISTMAS	2,081	1,500	1,840	1,762	2,500	2,500	-		
A7140	471200	EASTER	1,704	2,500	2,193	2,124	3,500	3,500	2,474		
A7140	471500	FIREWORKS			7,500	7,500	7,500	7,500	7,500	-	
A7140	475700	PHYSICAL FITNESS	-	1,500	1,500	-	1,500	1,500	-		
A7140	476306	SPORT CAMP	-	3,500	3,500	1,700	3,500	4,050	4,050	3,500	
A7140	477200	SOFTBALL - WOMENS	2,650	2,500	3,108	2,814	3,200	3,200	2,539	3,200	
A7140	477500	SUMMER BASKETBALL	8,111	18,500	18,500	4,509	18,500	18,500	4,379	9,000	
A7140	478100	SUMMER CAMP PROGRAM	740	5,000	4,889	-	-	6,620	2,959	9,000	
A7140	478400	SWIMMING PROGRAM	1,830	1,000	1,035	1,035	-	-	-		
A7140	478700	TENNIS	1,981	5,200	4,695	2,178	3,500	3,500	2,327	3,500	
A7140	479000	TREE LIGHT	202			-					
A7140	479300	KIDS GO & ADULT TRIPS	-	10,000	10,000	-	-	-	-		
A7140	479600	WOMENS VOLLEYBALL	-	350	251	250	350	350	-	350	
A7140	479900	PROGRAM DEVELOPMENT	2,380	3,000	2,303	1,098	3,000	875	250	2,500	
A7140	820000	SOCIAL SECURITY	4,752	7,138	12,031	9,115	15,222	17,796	13,874	20,916	
<b>TOTAL RECREATION</b>			<b>143,820</b>	<b>199,019</b>	<b>304,135</b>	<b>214,834</b>	<b>415,338</b>	<b>474,466</b>	<b>290,024</b>	<b>435,196</b>	

**2018 CITY OF BEACON BUDGET**

**GENERAL FUND  
EXPENSE (A)**

			2015	2016	2016	2016	2017	2017	2017	2018	
			ACTUAL	ADOPTED	REVISED	YTD	ADOPTED	REVISED	YTD	REQUESTED	
				BUDGET	BUDGET	ACTUAL	BUDGET	BUDGET	ACTUAL	BUDGET	COMMENTS
			12/31/15			12/31/16		10/02/17	10/02/17		
<b>7141</b>	<b>SWIMMING POOL FACILITY</b>										
A7141	173100	LIFEGUARDS	23,902	33,250	32,074	32,073	31,250	31,250	27,841	27,500	
A7141	250000	EQUIPMENT	3,154	11,000	11,000	554	5,000	8,025	2,463	1,500	
A7141	410900	CHEMICALS	5,039	4,200	6,193	5,978	6,500	6,500	3,372	5,000	
A7141	416000	MATERIALS & SUPPLIES	1,513	2,000	2,000	1,887	1,500	3,500	2,419	3,500	
A7141	417602	PLAY SAFETY SURFACE		2,500	2,500	-	2,500	500	-		
A7141	422041	ELECTRIC	-	1,200	-	-	-	-	-		
A7141	443200	TRAINING	330	1,250	1,250	520	1,000	1,000	166	800	
A7141	444100	LICENSE & PERMIT FEE	1,327	250	250	235	250	250	235	250	
A7141	445100	MAINTENANCE OF EQUIP	2,432	2,500	2,500	678	2,500	2,500	-	2,500	
A7141	445102	POOL START-UP/CLEANING	4,217	5,000	5,000	4,650	5,000	6,690	4,139	5,000	
A7141	447200	REPAIR OF EQUIPMENT	1,928	5,000	3,007	260	10,000	5,285	654	1,500	
A7141	452008	POOL CONSULTANT			480	480					
A7141	478400	SWIMMING PROGRAM		1,500	1,500	-	-	-	-		
A7141	820000	SOCIAL SECURITY	1,816	2,544	2,596	2,595	2,391	2,391	2,130	2,104	
<b>TOTAL SWIMMING POOL FACILITY</b>			<b>45,657</b>	<b>72,194</b>	<b>70,350</b>	<b>49,910</b>	<b>67,891</b>	<b>67,891</b>	<b>43,419</b>	<b>49,654</b>	
<b>A7197 GREENWAY &amp; HERITAGE TRAIL</b>											
A7197	416000	MATERIALS & SUPPLIES		-	-	-	-	-	-	-	
A7197	452000	CONSULTANT	5,000	-	10,000	10,000	-	-	-	-	
<b>TOTAL GREENWAY &amp; HERITAGE TRAIL</b>			<b>5,000</b>	<b>-</b>	<b>10,000</b>	<b>10,000</b>	<b>-</b>	<b>-</b>	<b>-</b>	<b>-</b>	
<b>7620 ADULT RECREATION</b>											
A7620	470600	SENIOR PROGRAMS	1,300	3,500	3,500	1,283	3,500	3,500	-	2,500	
A7620	476500	SENIOR ART	2,200	3,080	3,080	2,912	3,080	3,080	1,740	3,280	
<b>TOTAL ADULT RECREATION</b>			<b>3,500</b>	<b>6,580</b>	<b>6,580</b>	<b>4,195</b>	<b>6,580</b>	<b>6,580</b>	<b>1,740</b>	<b>5,780</b>	



**2018 CITY OF BEACON BUDGET**

**GENERAL FUND  
EXPENSE (A)**

			2015	2016	2016	2016	2017	2017	2017	2018	
			ACTUAL	ADOPTED	REVISED	YTD	ADOPTED	REVISED	YTD	REQUESTED	
				BUDGET	BUDGET	ACTUAL	BUDGET	BUDGET	ACTUAL	BUDGET	COMMENTS
			12/31/15			12/31/16		10/02/17	10/02/17		
<b>7989 FARMERS MARKET</b>											
A7989	447002	RENT FACILITY	2,250	-	-	-	-	-	-	-	-
A7989	452000	CONSULTANT	4,200	-	-	-	-	-	-	-	-
<b>TOTAL FARMER MARKETS</b>			<b>6,450</b>	<b>-</b>	<b>-</b>	<b>-</b>	<b>-</b>	<b>-</b>	<b>-</b>	<b>-</b>	<b>-</b>
<b>8010 ZONING</b>											
A8010	101000	REGULAR SALARIES	6,479	6,462	6,649	6,648	6,462	6,462	5,059	6,914	
A8010	105000	OVERTIME	519	1,000	964	963	1,000	1,000	1,133	1,200	
A8010	416000	MATERIALS & SUPPLIES	223	300	267	266	300	300	16	300	
A8010	443000	TRAINING								1,000	
A8010	455000	VIDEOGRAPHER								2,400	
A8010	820000	SOCIAL SECURITY	533	571	581	581	571	571	472	621	
<b>TOTAL ZONING</b>			<b>7,755</b>	<b>8,333</b>	<b>8,461</b>	<b>8,458</b>	<b>8,333</b>	<b>8,333</b>	<b>6,680</b>	<b>12,435</b>	
<b>8020 PLANNING</b>											
A8020	101000	REGULAR SALARIES	6,479	6,462	6,649	6,648	6,462	6,462	5,059	6,914	
A8020	105000	OVERTIME	2,290	2,000	2,180	2,179	2,400	2,400	2,239	2,400	
A8020	250000	EQUIPMENT		1,500	1,391	1,295	-	-	-		
A8020	416000	MATERIALS & SUPPLIES	383	450	450	450	450	450	259	450	
A8010	443000	TRAINING								1,000	
A8020	452000	CONSULTANT	254	36,500	125,214	122,855	50,000	50,000	29,765	70,000	
A8020	454000	ENGINEERS	-	1,000	228	-	-	-	-		
A8020	455000	VIDEOGRAPHER	2,400	2,400	2,650	2,650	2,400	2,400	1,600	2,400	
A8020	820000	SOCIAL SECURITY	668	647	674	673	678	678	557	713	
<b>TOTAL PLANNING</b>			<b>12,475</b>	<b>50,959</b>	<b>139,436</b>	<b>136,750</b>	<b>62,390</b>	<b>62,390</b>	<b>39,479</b>	<b>83,877</b>	

**2018 CITY OF BEACON BUDGET**

**GENERAL FUND  
EXPENSE (A)**

			2015	2016	2016	2016	2017	2017	2017	2018	
			ACTUAL	ADOPTED	REVISED	YTD	ADOPTED	REVISED	YTD	REQUESTED	
				BUDGET	BUDGET	ACTUAL	BUDGET	BUDGET	ACTUAL	BUDGET	COMMENTS
			12/31/15			12/31/16		10/02/17	10/02/17		
<b>8160 SANITATION</b>											
A8160	446600	REFUSE REMOVAL	51,741	50,000	54,315	54,315	60,000	60,000	43,648	60,000	
A8160	449100	GARBAGE HAULING & DISPOSAL	689,703	694,359	668,921	668,921	672,000	672,000	446,019	668,892	
A8160	449101	ADD A CAN EXPENSE	195	246	246	130	246	246	25	150	
A8160	449300	RECYCLING HAULING	138,237	137,237	180,634	180,634	230,604	230,604	160,336	238,000	
A8160	449400	RECYCLING DISPOSAL	1,200	2,000	-	-					
<b>TOTAL SANITATION</b>			<b>881,075</b>	<b>883,842</b>	<b>904,116</b>	<b>904,000</b>	<b>962,850</b>	<b>962,850</b>	<b>650,028</b>	<b>967,042</b>	
<b>8170 STREET CLEANING</b>											
A8170	416000	MATERIALS & SUPPLIES	1,384	3,750	3,750	530	3,750	2,205	739	3,000	
A8170	447200	REPAIR OF EQUIPMENT	8,244	12,500	12,500	7,322	8,000	14,295	7,359	10,000	
<b>TOTAL STREET CLEANING</b>			<b>9,628</b>	<b>16,250</b>	<b>16,250</b>	<b>7,852</b>	<b>11,750</b>	<b>16,500</b>	<b>8,098</b>	<b>13,000</b>	
<b>8189 RECYCLING</b>											
A8189	101000	REGULAR SALARIES	173,646	173,186	171,086	171,086	181,219	180,867	107,914	127,168	
A8189	105000	OVERTIME	1,885	1,500	4,178	4,178	1,500	1,852	2,210	2,400	
A8189	105200	SICK LEAVE BONUS	200	200	200	200	600	600	600	600	
A8189	112500	MEALS	91	100	105	105	100	100	56	200	
A8189	119000	CLOTHING ALLOWANCE	1,350	1,350	1,500	1,500	1,650	1,650	1,100	1,200	
A8189	190000	SEVERANCE/RETIREMENT PAY						33,184	33,183		
A8189	412650	RECYCLING CENTER GAS/OIL F	(263)	9,400	8,499	7,238	6,000	6,000	-	5,000	
A8189	413000	GAS & DIESEL	5,467	11,266	11,266	10,646	13,601	13,601	4,066	11,833	
A8189	415400	TOOLS	157	250	250	-	250	250	-	250	
A8189	416000	MATERIALS & SUPPLIES	417	500	500	242	500	500	404	500	
A8189	418600	TUBES & TIRES	-	500	500	-	-	-	-	1,000	
A8189	422050	RECYCLING CENTER ELECTRIC	854	1,230	1,398	1,397	1,657	1,657	763	1,439	
A8189	447200	REPAIR OF EQUIPMENT	34,561	40,000	40,000	23,729	30,000	25,250	13,509	30,000	
A8189	447300	REPAIR OF REAL PROPERTY	392	700	700	587	700	700	-		
A8189	820000	SOCIAL SECURITY	12,860	13,490	13,490	12,768	14,158	16,697	10,616	10,065	
<b>TOTAL RECYCLING</b>			<b>231,617</b>	<b>253,672</b>	<b>253,672</b>	<b>233,676</b>	<b>251,935</b>	<b>282,908</b>	<b>174,421</b>	<b>191,655</b>	

**2018 CITY OF BEACON BUDGET**

**GENERAL FUND  
EXPENSE (A)**

			2015	2016	2016	2016	2017	2017	2017	2018	
			ACTUAL	ADOPTED	REVISED	YTD	ADOPTED	REVISED	YTD	REQUESTED	
				BUDGET	BUDGET	ACTUAL	BUDGET	BUDGET	ACTUAL	BUDGET	COMMENTS
			12/31/15			12/31/16		10/02/17	10/02/17		
<b>9010 EMPLOYEES RETIREMENT SYSTEM</b>											
A9010	810000	RETIREMENT	354,242	348,530	350,086	322,985	312,670	312,670	-	306,401	
<b>TOTAL RETIREMENT</b>			<b>354,242</b>	<b>348,530</b>	<b>350,086</b>	<b>322,985</b>	<b>312,670</b>	<b>312,670</b>	<b>-</b>	<b>306,401</b>	
<b>9040 WORKERS COMPENSATION</b>											
A9040	832000	INSURANCE	228,988	228,988	228,988	228,988	228,988	228,988	228,988	247,307	
<b>TOTAL COMPENSATION</b>			<b>228,988</b>	<b>228,988</b>	<b>228,988</b>	<b>228,988</b>	<b>228,988</b>	<b>228,988</b>	<b>228,988</b>	<b>247,307</b>	
<b>9050 UNEMPLOYMENT BENEFITS</b>											
A9050	850100	UNEMPLOYMENT BENEFITS	2,002	6,500	3,454	1,347	5,000	5,000	354	4,000	
<b>TOTAL UNEMPLOYMENT</b>			<b>2,002</b>	<b>6,500</b>	<b>3,454</b>	<b>1,347</b>	<b>5,000</b>	<b>5,000</b>	<b>354</b>	<b>4,000</b>	
<b>9055 DISABILITY</b>											
A9055	850000	INSURANCE	7,277	5,900	5,787	5,141	5,800	5,800	3,320	5,800	
<b>TOTAL DISABILITY</b>			<b>7,277</b>	<b>5,900</b>	<b>5,787</b>	<b>5,141</b>	<b>5,800</b>	<b>5,800</b>	<b>3,320</b>	<b>5,800</b>	
<b>9060 HEALTH INSURANCE</b>											
A9060	840000	HEALTH INSURANCE	2,305,450	2,558,090	2,850,865	2,850,865	2,635,143	2,635,143	1,983,583	2,629,879	
A9060	840100	MEDICARE REIMBURSEMENT	79,682	79,808	89,854	89,854	93,816	93,816	49,196	104,282	
A9060	840200	EMPLOYEE ASSISTANCE PROG	2,305	2,300	2,350	2,348	2,300	2,300	1,782	2,400	
A9060	840400	EMPLOYEE DRUG TESTING	1,582	3,300	6,513	6,513	5,000	5,000	1,219	3,000	
A9060	840500	DENTAL INSURANCE	69,251	71,303	72,940	72,939	77,660	77,660	46,189	76,412	
A9060	840600	VISION INSURANCE	7,411	7,509	8,594	8,593	9,584	9,584	8,059	9,319	
A9060	840700	LIFE INSURANCE			652	652	700	700	652	660	
<b>TOTAL HEALTH INSURANCE</b>			<b>2,465,681</b>	<b>2,722,310</b>	<b>3,031,768</b>	<b>3,031,764</b>	<b>2,824,203</b>	<b>2,824,203</b>	<b>2,090,680</b>	<b>2,825,952</b>	

**2018 CITY OF BEACON BUDGET**

**GENERAL FUND  
EXPENSE (A)**

			2015	2016	2016	2016	2017	2017	2017	2018	
			ACTUAL	ADOPTED	REVISED	YTD	ADOPTED	REVISED	YTD	REQUESTED	
				BUDGET	BUDGET	ACTUAL	BUDGET	BUDGET	ACTUAL	BUDGET	COMMENTS
			12/31/15			12/31/16		10/02/17	10/02/17		
<b>9710 SERIAL BONDS</b>											
A9710	601100	2011 (1996 & 2001) PRINCIPAL	298,022	313,903	313,903	313,903	306,598	306,598	306,598	322,319	
A9710	605500	2014 (2005) PRINCIPAL	548,464	569,694	569,694	569,694	587,387	587,387	-	619,233	
A9710	605600	2016 PRINCIPAL					122,077	122,077	122,077	123,207	
A9710	605800	2008 PRINCIPAL	385,000	400,000	400,000	400,000	420,000	420,000	-	440,000	
A9710	607000	2004 (1994) PRINCIPAL	210,000	-	-	-	-	-	-		
A9710	701100	2011 (1996 & 2001) INTEREST	66,457	54,536	54,536	54,536	41,980	41,980	41,980	29,716	
A9710	705500	2014 (2005) INTEREST	208,872	185,827	185,827	185,827	163,040	163,040	81,520	133,670	
A9710	705600	2016 INTEREST		48,935	38,387	38,387	80,550	80,550	40,886	78,098	
A9710	705800	2008 INTEREST	171,906	157,469	157,469	157,469	142,469	142,469	71,234	125,669	
A9710	707000	2004 (1994) INTEREST	4,043								
<b>TOTAL SERIAL BONDS</b>			<b>1,892,763</b>	<b>1,730,364</b>	<b>1,719,816</b>	<b>1,719,816</b>	<b>1,864,101</b>	<b>1,864,101</b>	<b>664,295</b>	<b>1,871,912</b>	
<b>9730 BOND ANTICIPATION NOTES</b>											
A9730	607599	BAN Principal	718,100	460,657	460,857	460,857	530,500	530,500	530,270	554,975	
A9730	707599	BAN Interest	29,104	122,633	58,941	58,940	127,364	127,364	127,302	174,821	
<b>TOTAL BANS</b>			<b>747,204</b>	<b>583,290</b>	<b>519,798</b>	<b>519,797</b>	<b>657,864</b>	<b>657,864</b>	<b>657,572</b>	<b>729,796</b>	
<b>9950 INTERFUND TRANSFERS</b>											
A9950	900003	INTERFUND TRANSFER	920,000	-	16,700	-	-	1,721,346	1,721,346	-	
<b>TOTAL INTERFUND TRANSFERS</b>			<b>920,000</b>	<b>-</b>	<b>16,700</b>	<b>-</b>	<b>-</b>	<b>1,721,346</b>	<b>1,721,346</b>	<b>-</b>	
<b>TOTAL GENERAL EXPENSE</b>			<b>19,232,749</b>	<b>19,062,666</b>	<b>19,579,939</b>	<b>18,837,932</b>	<b>19,653,153</b>	<b>21,506,762</b>	<b>14,501,966</b>	<b>20,119,326</b>	

**2018 CITY OF BEACON BUDGET**

**GENERAL FUND REVENUE (A)**

			2015	2016	2016	2016	2017	2017	2017	2018	
			ACTUAL	ADOPTED	REVISED	YTD	ADOPTED	REVISED	YTD	REQUESTED	
			12/31/15	BUDGET	BUDGET	12/31/16	BUDGET	BUDGET	10/02/17	BUDGET	COMMENTS
<b>1325 FINANCE</b>											
A1325	100112	2012 TAX REVENUE	-						8,186		
A1325	100113	2013 TAX REVENUE	400,874			97,205			5,309		
A1325	100114	2014 TAX REVENUE	4,632			272,956			271,122		
A1325	100115	2015 TAX REVENUE	9,676,340			(247,842)			(11,415)		
A1325	100116	2016 TAX REVENUE		10,188,230	10,188,230	9,875,772			10,371,782		
A1325	102827	BUILDING VIOLATONS	-			67,602			62,922		
A1325	108100	PAYMENTS IN LIEU OF TA	209,398	175,000	175,000	174,565	173,975	173,975	107,555	214,983	
A1325	109006	2016 TAX INTEREST		95,000	95,000						
A1325	109007	2017 TAX INTEREST					95,000	95,000	46,802		
A1325	109008	2018 TAX INTEREST								95,000	
A1325	109012	2012 TAX INTEREST	-			-			5,076		
A1325	109013	2013 TAX INTEREST	29,491			17,304			1,646		
A1325	109014	2014 TAX INTEREST	1,909			2,569			398,984		
A1325	109015	2015 TAX INTEREST	97,730			67,822					
A1325	109050	IN REM INTEREST	245,423			402,774					
A1325	111000	SALES TAX	4,253,642	4,158,686	4,158,686	4,282,910	4,158,686	4,158,686	2,574,425	4,278,686	
A1325	113000	UTILITY TAX	126,590	150,000	150,000	140,124	140,000	140,000	120,479	134,000	
A1325	113001	UTILITY TAX REFUND AU	34,846			2,822					
A1325	117000	FRANCHISE TAX	241,030	236,000	236,000	232,845	236,000	236,000	183,679	236,000	
A1325	123000	SCHOOL TAX PENALTY	48,053	45,000	45,000	53,888	46,500	46,500	53,561	52,000	
A1325	126000	HEALTH INSURANCE REI	201,301	202,613	229,619	227,982	245,084	245,084	185,167	257,822	
A1325	126001	DENTAL INSURANCE REI	57,851	57,815	57,815	59,452	58,360	58,360	43,961	57,728	
A1325	201202	FLEA MARKET FEE	5,940	2,000	2,000	5,940	4,000	4,000	4,840	5,000	
A1325	240100	INTEREST & EARNINGS	7,004	7,000	7,000	8,061	7,000	7,000	6,333	8,000	
A1325	240102	BOND & COUPON INTERE	292	500	500	536	500	500	203	300	
A1325	250100	BUSINESS/OCCUPATION	8,330	5,000	5,000	6,910	6,200	6,200	14,150	8,000	
A1325	254000	BINGO LICENSES	4,138	2,000	2,000	4,096	3,000	3,000	3,911	4,000	

**2018 CITY OF BEACON BUDGET**

**GENERAL FUND REVENUE (A)**

			2015	2016	2016	2016	2017	2017	2017	2018	
			ACTUAL	ADOPTED	REVISED	YTD	ADOPTED	REVISED	YTD	REQUESTED	
			12/31/15	BUDGET	BUDGET	ACTUAL	BUDGET	BUDGET	ACTUAL	BUDGET	COMMENTS
					12/31/16	12/31/16		10/02/17	10/02/17		
A1325	254500	OTHER LICENSES	2,258	1,000	1,000	1,347	1,000	1,000	1,008	1,000	
A1325	261000	FINES & FORFEITED BAIL	203,350	165,000	223,176	223,181	205,000	205,000	127,526	175,000	
A1325	265000	SALE OF SCRAP	33,280						14,789	-	
A1325	265501	BIDS	4,300	1,000	1,000	350	1,000	1,000	1,375	1,000	
A1325	266000	SALE OF REAL PROPERTY	465,636	70,000	70,000	16,000	100,000	100,000	64,465	50,000	
A1325	268000	INSURANCE RECOVERIES	9,384			1,443			3,518	-	
A1325	268001	INSURANCE REIMBURSE	26,975			28,512			66,194	15,000	
A1325	270100	REFUND OF PRIOR YEAR	885							-	
A1325	270500	DONATIONS	3,500		21,372					-	
A1325	277000	MISCELLANEOUS REVEN	5,737			10,092			14,091	4,000	
A1325	280101	INTERFUND REVENUE - V	194,480	225,240	225,240	225,240	233,700	233,700	233,700	241,520	
A1325	280102	INTERFUND REVENUE - S	231,550	243,160	243,160	243,160	215,790	215,790	215,790	216,800	
A1325	300100	STATE AID AIM FUNDING	1,537,478	1,537,478	1,537,478	1,537,478	1,537,478	1,537,478	-	1,537,478	
A1325	300500	STATE AID MORTGAGE T	350,646	300,000	300,000	513,249	350,000	350,000	218,192	400,000	
A1325	333100	STATE AID O&M COURT	76,523	53,000	53,000	53,766	54,000	54,000	50,632	54,000	
A1325	378901	STATE AID CULT & REC				1,000					
<b>TOTAL FINANCE</b>			<b>18,800,795</b>	<b>17,920,722</b>	<b>18,027,276</b>	<b>18,611,111</b>	<b>7,872,273</b>	<b>7,872,273</b>	<b>15,469,958</b>	<b>8,047,317</b>	
<b>1410 CITY CLERK</b>											
A1410	125500	CLERK FEES	9,459	9,000	9,000	7,488	8,500	8,500	6,031	7,500	
A1410	125506	NSF CHECK FEE	160			180	100	100	260	100	
A1410	125520	INREM FEES	8,233			9,310					
<b>TOTAL CITY CLERK</b>			<b>17,853</b>	<b>9,000</b>	<b>9,000</b>	<b>16,978</b>	<b>8,600</b>	<b>8,600</b>	<b>6,291</b>	<b>7,600</b>	
<b>1620 PUBLIC BUILDINGS</b>											
A1620	221001	CHAMBER WELCOME CT	1,638	1,743	1,743	1,188	1,049	1,049	946	1,410	
A1620	302101	STATE AID COURT TELE	1,240	1,200	1,200	1,080	1,200	1,200	821	1,200	
<b>TOTAL PUBLIC BUILDINGS</b>			<b>2,878</b>	<b>2,943</b>	<b>2,943</b>	<b>2,268</b>	<b>2,249</b>	<b>2,249</b>	<b>1,767</b>	<b>2,610</b>	

**2018 CITY OF BEACON BUDGET**

**GENERAL FUND REVENUE (A)**

			2015	2016	2016	2016	2017	2017	2017	2018	
			ACTUAL	ADOPTED	REVISED	YTD	ADOPTED	REVISED	YTD	REQUESTED	
			12/31/15	BUDGET	BUDGET	ACTUAL	BUDGET	BUDGET	ACTUAL	BUDGET	COMMENTS
					12/31/16	12/31/16		10/02/17	10/02/17		
<b>3120 POLICE</b>											
A3120	152000	POLICE FEES	338			555	500	500	528	500	
A3120	174000	PARKING TICKETS	151,525	140,000	140,000	134,675	140,000	140,000	108,402	140,000	
A3120	200114	EVENT FEE-POLICE OT	11,338	7,000	7,000	12,037	7,000	7,000	7,729	7,000	
A3120	238900	DC DRUG TASK FORCE								99,632	
A3120	255000	ALARM PERMIT	175			300			225	300	
A3120	268000	INSURANCE RECOVERY	3,579	3,000	5,490	6,275	-	11,852	12,021	-	
A3120	277000	MISC REVENUE	12			10,130			1,750		
A3120	277012	EMPLOYEE VEST UPGRA	533				-	-	-		
A3120	331500	STATE AID STOP DWI	12,435	10,000	10,000	8,812	10,000	10,000	1,151	1,000	
A3120	331505	STATE AID BUCKLE UP N	2,592	4,600	4,600	-					
A3120	331508	ST AID POLICE TRAFFIC	7,767	10,000	10,000	10,359	10,210	10,210	6,126	11,000	
A3120	331517	IMPACT TOOLS GRANT	25,838			1,691					
A3120	338909	ST AID LIVE SCAN GRANT				10,000					
A3120	398900	ST AID CHILD PASSENGE	10,120	11,000	11,000	10,289	600	600	-	2,950	
A3120	432040	FED AID HOMELAND GRA	55,503			809					
A3120	432045	FED DCJS GRANT					7,260	9,131	-		
A3120	438950	FED AID - Byrne Grant/JAC	10,803	10,000	10,000	-	20,000	20,000	9,900	10,000	
<b>TOTAL POLICE</b>			<b>292,559</b>	<b>195,600</b>	<b>210,590</b>	<b>206,529</b>	<b>195,570</b>	<b>209,293</b>	<b>147,832</b>	<b>272,382</b>	
<b>3130 DETECTIVES</b>											
A3130	262500	ASSET FORFEITURE	9,002			627					
A3130	432050	FED AID Crime Control	5,980	15,000	15,000	-					
<b>TOTAL DETECTIVES</b>			<b>14,982</b>	<b>15,000</b>	<b>15,000</b>	<b>627</b>	<b>-</b>	<b>-</b>	<b>-</b>	<b>-</b>	

**2018 CITY OF BEACON BUDGET**

**GENERAL FUND REVENUE (A)**

			2015	2016	2016	2016	2017	2017	2017	2018	
			ACTUAL	ADOPTED	REVISED	YTD	ADOPTED	REVISED	YTD	REQUESTED	
			12/31/15	BUDGET	BUDGET	12/31/16	BUDGET	BUDGET	10/02/17	BUDGET	COMMENTS
<b>3410 FIRE</b>											
A3410	268000	INSURANCE RECOVERY	5,861		5,778	5,778					
A3410	438912	FED AID	-			31,143					
<b>TOTAL FIRE</b>			<b>5,861</b>	<b>-</b>	<b>5,778</b>	<b>36,921</b>	<b>-</b>	<b>-</b>	<b>-</b>	<b>-</b>	
<b>3510 ANIMAL CONTROL</b>											
A3510	155001	DOG ADOPTION FEE		200	200	-	200	200	-	-	
A3510	254200	DOG LICENSES	6,675	5,000	5,000	5,697	5,000	5,000	4,237	5,500	
A3510	261100	DOG FINES	1,470	1,500	1,500	1,980	1,500	1,500	1,740	1,500	
<b>TOTAL ANIMAL CONTROL</b>			<b>8,145</b>	<b>6,700</b>	<b>6,700</b>	<b>7,677</b>	<b>6,700</b>	<b>6,700</b>	<b>5,977</b>	<b>7,000</b>	
<b>3620 BUILDING DEPARTMENT</b>											
A3620	226000	RECORD SEARCHES	40,800	35,000	35,000	42,450	35,000	35,000	32,325	40,000	
A3620	238000	FIRE INSPECTION FEE	6,109	15,000	15,000	3,900	15,000	15,000	5,075	15,000	
A3620	238500	SEWER INSPECTION FEE	400	500	500	1,350	500	500	1,150	500	
A3620	238900	SECTION 8 INSPECTION	5,950	6,000	6,000	5,005	6,000	6,000	5,320	7,245	
A3620	250102	PLUMBING LICENSES	11,550	9,000	9,000	12,632	10,000	10,000	7,353	10,000	
A3620	250103	ELECTRIC LICENSES	35,250	20,000	20,000	42,000	25,000	25,000	22,680	25,000	
A3620	255500	BUILDING PERMITS	83,763	150,000	226,000	254,240	130,000	130,000	154,650	150,000	
A3620	255501	C.O. APPLICATION FEE	14,700	8,000	8,000	15,500	10,000	10,000	12,350	14,000	
A3620	256500	PLUMBERS PERMITS	7,805	3,000	3,000	12,513	6,000	6,000	13,168	8,500	
A3620	257000	RENTAL PERMITS	15,600	3,750	3,750	7,200	13,000	13,000	12,800	10,000	
A3620	257100	VACANT REGISTRATION	52,134	30,000	30,000	51,615	30,000	30,000	35,234	30,000	
A3620	257500	ELECTRICAL PERMITS	7,968	5,000	5,000	9,880	5,000	5,000	6,540	7,000	
A3620	259000	VEHICLE PERMITS	1,550	250	250	650	250	250	450	250	
A3620	259005	CHICKEN PERMITS	75			275			125	100	
A3620	259006	SIDE CAFÉ PERMITS	50			200			100	100	
A3620	261200	MISCELLANEOUS VIOLAT	4,227	4,000	4,000	3,304	4,000	4,000	5,050	4,000	
A3620	261202	SNOW VIOLATIONS	550	1,500	1,500	-	1,500	1,500	12,339	1,500	
<b>TOTAL BUILDING DEPARTMENT</b>			<b>288,479</b>	<b>291,000</b>	<b>367,000</b>	<b>462,714</b>	<b>291,250</b>	<b>291,250</b>	<b>326,709</b>	<b>323,195</b>	



**2018 CITY OF BEACON BUDGET**

**GENERAL FUND REVENUE (A)**

			2015	2016	2016	2016	2017	2017	2017	2018	
			ACTUAL	ADOPTED	REVISED	YTD	ADOPTED	REVISED	YTD	REQUESTED	
			12/31/15	BUDGET	BUDGET	ACTUAL	BUDGET	BUDGET	ACTUAL	BUDGET	COMMENTS
					12/31/16	12/31/16		10/02/17	10/02/17		
<b>5110 HIGHWAY</b>											
A5110	171000	ROAD IMPROVEMENT 15	185,850	176,891	176,891	193,143	185,000	185,000	126,353	185,295	
A5110	178901	MTA COMMUTER PARKIN	57,774	52,000	52,000	59,305	55,000	55,000	43,802	56,000	
A5110	178903	ZIP CAR				560	500	500	260	400	
A5110	256000	STREET OPENING PERM	57,800	10,000	10,000	15,800	10,000	10,000	8,600	10,000	
A5110	270114	2014 SIDEWALK FEES	7,191				-	-	-		
A5110	270515	HISTORICAL SIGNS	1,000				-	-	-		
A5110	277000	BVAC FUEL REIMBURSEM	13,330	23,546	23,546	7,689	15,109	15,109	7,689	12,866	
A5110	351000	STATE AID 9D O&M	24,123	24,123	24,123	24,123	24,123	24,123	12,062	24,123	
<b>TOTAL HIGHWAY</b>			<b>347,068</b>	<b>286,560</b>	<b>286,560</b>	<b>300,620</b>	<b>289,732</b>	<b>289,732</b>	<b>198,766</b>	<b>288,684</b>	
<b>A7110 PARK</b>											
A7110	208909	HIDDENBROOK MAINT CH	2,000	2,000	2,000	2,000	2,000	2,000	-	2,000	
<b>TOTAL PARK</b>			<b>2,000</b>	<b>2,000</b>	<b>2,000</b>	<b>2,000</b>	<b>2,000</b>	<b>2,000</b>	<b>-</b>	<b>2,000</b>	
<b>A7112 UNIVERSITY SETTLEMENT</b>											
A7112	200190	USC-USAGE FEE	25,883	20,000	21,400	30,470	30,000	30,000	15,725	35,000	
A7112	208902	PHELPS-USC Donation	3,625				-	22,416	22,416	-	
<b>TOTAL UNIVERSITY</b>			<b>29,508</b>	<b>20,000</b>	<b>21,400</b>	<b>30,470</b>	<b>30,000</b>	<b>52,416</b>	<b>38,141</b>	<b>35,000</b>	

**2018 CITY OF BEACON BUDGET**

**GENERAL FUND REVENUE (A)**

			2015	2016	2016	2016	2017	2017	2017	2018	
			ACTUAL	ADOPTED	REVISED	YTD	ADOPTED	REVISED	YTD	REQUESTED	
			12/31/15	BUDGET	BUDGET	ACTUAL	BUDGET	BUDGET	ACTUAL	BUDGET	COMMENTS
					12/31/16	12/31/16		10/02/17	10/02/17		
<b>7140 RECREATION</b>											
A7140	200100	RECREATION FEES	3,620	3,000	3,000	1,670	3,000	6,101	5,260	3,000	
A7140	200101	PARK USE FEES	18,958	15,000	15,000	13,865	18,000	18,000	8,826	13,000	
A7140	200102	ALL TRIPS FEES	-	10,000	10,000	-	-	-	-		
A7140	200108	SUMMER CAMP FEE	-	12,000	12,000	-	-	49,753	47,927	59,250	
A7140	200113	SPORT CAMP FEE	-	3,500	3,500	-	3,500	3,500	-	3,500	
A7140	200115	AFTER SCHOOL			113,663	52,078	262,500	262,500	72,795	150,000	
A7140	200157	JAZZERCISE FEES	-	1,500	1,500	-	1,500	1,500	-		
A7140	200160	YARD SALE FEES-NEW	360	500	500	662	500	500	610	500	
A7140	200175	BEACON HOOPS FEES	10,230	18,500	18,500	4,550	18,500	18,500	5,120	9,000	
A7140	200184	SWIMMING LESSON FEES	1,830	1,000	1,000	1,035	-	-	1,920		
A7140	200187	TENNIS FEES	3,870	5,200	5,200	3,715	3,500	3,500	3,535	3,500	
A7140	202500	HARBOUR FEES	1,160				-	-	-		
A7140	207000	CONTRIBUTION	1,800				-	-	-		
A7140	208900	PLANNING RECREATION	12,515		15,000	15,000	-	6,824	6,824		
A7140	208903	FIREWORKS			7,209	7,210	7,500	7,500	-	-	
A7140	235000	HOOPS GRANT					-	-	50		
A7140	241000	RENTAL OF REAL PROPE	8,250	6,000	6,000	4,125	6,000	6,000	3,875	6,000	
A7140	259003	CARGILL PERMITS	20				-	-	-		
A7140	270500	DONATIONS	7,870			300	-	500	500		
A7140	270572	WOMENS SOFTBALL SPC	2,800	2,500	2,500	2,400	3,200	3,200	2,800	3,200	
A7140	270596	WOMENS VOLLEYBALL S	-	350	350	350	350	350	200	350	
<b>TOTAL RECREATION</b>			<b>73,283</b>	<b>79,050</b>	<b>214,922</b>	<b>106,960</b>	<b>328,050</b>	<b>388,228</b>	<b>160,242</b>	<b>251,300</b>	
<b>7141 SWIMMING POOL FACILITY</b>											
A7141	200183	POOL TICKET FEES	26,399	30,000	30,000	36,820	35,000	35,000	29,820	35,000	
A7141	200184	SWIMMING LESSON FEES		1,500	1,500	-	3,800	3,800	10	2,000	
A7141	208900	PLANNING RECREATION FEES		6,000	6,000	-	-	-	-	-	
A7141	238902	DC GRANT SWIM ACADEMY				3,787					
<b>TOTAL SWIMMING POOL FACILITY</b>			<b>26,399</b>	<b>37,500</b>	<b>37,500</b>	<b>40,607</b>	<b>38,800</b>	<b>38,800</b>	<b>29,830</b>	<b>37,000</b>	

**2018 CITY OF BEACON BUDGET**

**GENERAL FUND REVENUE (A)**

			2015	2016	2016	2016	2017	2017	2017	2018	
			ACTUAL	ADOPTED	REVISED	YTD	ADOPTED	REVISED	YTD	REQUESTED	
			12/31/15	BUDGET	BUDGET	ACTUAL	BUDGET	BUDGET	ACTUAL	BUDGET	COMMENTS
					12/31/16	12/31/16		10/02/17	10/02/17		
<b>7197</b>	<b>GREENWAY &amp; HERITAGE TRAIL</b>										
A7197	208911	GREENWAY	5,000			5,000	-	-	2,500	-	
A7197	238901	MAP GRANT	1,500				-	-	-	-	
<b>TOTAL</b>	<b>GREENWAY &amp; HERITAGE TRAIL</b>		<b>6,500</b>			<b>5,000</b>	<b>-</b>	<b>-</b>	<b>2,500</b>	<b>-</b>	
<b>7620</b>	<b>ADULT RECREATION</b>										
A7620	200100	SENIOR ART FEES		3,080	3,080	2,230	3,080	3,080	-	3,280	
<b>TOTAL</b>	<b>ADULT RECREATION</b>			<b>3,080</b>	<b>3,080</b>	<b>2,230</b>	<b>3,080</b>	<b>3,080</b>	<b>-</b>	<b>3,280</b>	
<b>7989</b>	<b>FARMERS MARKET</b>										
A7989	201201	FARMERS MARKET PROG	15,400	2,400	2,400	300	1,200	1,200	-		
<b>TOTAL</b>	<b>FARMERS MARKET</b>		<b>15,400</b>	<b>2,400</b>	<b>2,400</b>	<b>300</b>	<b>1,200</b>	<b>1,200</b>	<b>-</b>	<b>-</b>	
<b>8010</b>	<b>ZONING</b>										
A8010	211000	ZONING FEES	3,500	3,500	3,500	6,455	3,500	3,500	8,350	3,500	
<b>TOTAL</b>	<b>ZONING</b>		<b>3,500</b>	<b>3,500</b>	<b>3,500</b>	<b>6,455</b>	<b>3,500</b>	<b>3,500</b>	<b>8,350</b>	<b>3,500</b>	
<b>8020</b>	<b>PLANNING</b>										
A8020	211500	PLANNING APPLICATION	91,983	35,000	35,000	28,700	38,000	38,000	113,250	38,000	
A8020	3902200	ST AID PLAN			65,305	3,307				-	
<b>TOTAL</b>	<b>PLANNING</b>		<b>91,983</b>	<b>35,000</b>	<b>100,305</b>	<b>32,007</b>	<b>38,000</b>	<b>38,000</b>	<b>113,250</b>	<b>38,000</b>	
<b>8160</b>	<b>SANITATION</b>										
A8160	213001	GARBAGE CAN FEE-CITY	3,816	1,500	1,500	2,632	1,800	1,800	2,825	2,800	
A8160	213002	ADD A CAN FEE	177	265	265	150	150	150	93	150	
<b>TOTAL</b>	<b>SANITATION</b>		<b>3,993</b>	<b>1,765</b>	<b>1,765</b>	<b>2,782</b>	<b>1,950</b>	<b>1,950</b>	<b>2,918</b>	<b>2,950</b>	

**2018 CITY OF BEACON BUDGET**

**GENERAL FUND REVENUE (A)**

			2015	2016	2016	2016	2017	2017	2017	2018	
			ACTUAL	ADOPTED	REVISED	YTD	ADOPTED	REVISED	YTD	REQUESTED	
			12/31/15	BUDGET	BUDGET	ACTUAL	BUDGET	BUDGET	ACTUAL	BUDGET	COMMENTS
			12/31/15		12/31/16	12/31/16		10/02/17	10/02/17		
<b>8189 RECYCLING</b>											
A8189	213000	GARBAGE/RECYCLING C	48,341	40,000	52,675	52,676	42,000	42,000	30,844	40,000	
A8189	213001	RECYCLING REVENUE	14,747	14,000	15,321	15,321	16,000	16,000	12,595	16,000	
<b>TOTAL RECYCLING</b>			<b>63,088</b>	<b>54,000</b>	<b>67,996</b>	<b>67,997</b>	<b>58,000</b>	<b>58,000</b>	<b>43,439</b>	<b>56,000</b>	
<b>9950 INTERFUND TRANSFERS</b>											
A9950	503100	INTERFUND TRANSFER									
<b>TOTAL INTERFUND TRANSFERS</b>			<b>-</b>	<b>-</b>	<b>-</b>	<b>-</b>	<b>-</b>	<b>-</b>	<b>-</b>	<b>-</b>	
<b>TOTAL GENERAL REVENUE</b>			<b>20,094,273</b>	<b>18,965,820</b>	<b>19,385,715</b>	<b>19,942,253</b>	<b>9,170,954</b>	<b>9,267,271</b>	<b>16,555,970</b>	<b>9,377,818</b>	

**CITY OF BEACON 2018 BUDGET**

<b>WATER FUND EXPENSE (F)</b>		2015	2016	2016	2016	2017	2017	2017	2018	
		ACTUAL	ADOPTED	REVISED	YTD	ADOPTED	REVISED	YTD	REQUESTED	
			BUDGET	BUDGET	ACTUAL	BUDGET	BUDGET	ACTUAL	BUDGET	COMMENTS
		12/31/15		12/31/16	12/31/16		10/02/17	10/02/17		
<b>1380 FISCAL AGENT FEES</b>										
F1380-461200	FISCAL AGENT FEE	3,300	27,000	25,327	15,322	3,000	3,000	3,000	3,000	
F1380-461201	FISCAL AGENT FEE-EFC	1,775	912	912	912	-	-	-	-	
<b>TOTAL FISCAL AGENT FEES</b>		<b>5,075</b>	<b>27,912</b>	<b>26,239</b>	<b>16,234</b>	<b>3,000</b>	<b>3,000</b>	<b>3,000</b>	<b>3,000</b>	
<b>1420 WATER LEGAL EXPENSES</b>										
F1420-450400	ATTORNEYS	31,169	35,000	35,000	33,450	42,000	42,000	23,111	42,000	
F1420-452000	LABOR ATTORNEY	6,920	7,000	7,000	6,920	-	-	-	-	
<b>TOTAL WATER LEGAL EXPENSES</b>		<b>38,090</b>	<b>42,000</b>	<b>42,000</b>	<b>40,370</b>	<b>42,000</b>	<b>42,000</b>	<b>23,111</b>	<b>42,000</b>	
<b>1680 TECHNOLOGY</b>										
F1680 250000	PURCHASE OF EQUIPMENT	997	200	200	179	700	700	-	2,200	
F1680 444100	LICENSES	1,815	1,001	1,827	1,826	1,133	1,133	675	1,801	
F1680 452003	IT CONSULTANT	1,935	2,160	3,007	3,006	2,160	2,160	405	3,510	
<b>TOTAL TECHNOLOGY</b>		<b>4,747</b>	<b>3,361</b>	<b>5,034</b>	<b>5,011</b>	<b>3,993</b>	<b>3,993</b>	<b>1,080</b>	<b>7,511</b>	
<b>1950 TAXES ON CITY PROPERTY</b>										
F1950-468000	TAXES ON CITY PROPERTY	239,112	239,659	246,376	246,375	253,766	253,766	241,597	248,844	
<b>TOTAL TAXES ON CITY PROPERTY</b>		<b>239,112</b>	<b>239,659</b>	<b>246,376</b>	<b>246,375</b>	<b>253,766</b>	<b>253,766</b>	<b>241,597</b>	<b>248,844</b>	
<b>1980 MTA PAYROLL TAX</b>										
F1980.400099	MTA PAYROLL TAX	2,015	1,899	1,899	1,875	2,232	2,232	1,366	2,433	
<b>TOTAL MTA PAYROLL TAX</b>		<b>2,015</b>	<b>1,899</b>	<b>1,899</b>	<b>1,875</b>	<b>2,232</b>	<b>2,232</b>	<b>1,366</b>	<b>2,433</b>	
<b>1990 CONTINGENCY</b>										
F1990-400001	CONTINGENCY FUND		36,900	30,183	-	9,840	9,840	-	10,000	
F1990-400004	CONTINGENCY-RETIREMENT		10,000	10,000	-	-	-	-	-	
<b>TOTAL CONTINGENCY</b>		<b>-</b>	<b>46,900</b>	<b>40,183</b>	<b>-</b>	<b>9,840</b>	<b>9,840</b>	<b>-</b>	<b>10,000</b>	

**CITY OF BEACON 2018 BUDGET**

**WATER FUND EXPENSE (F)**

		2015	2016	2016	2016	2017	2017	2017	2018	
		ACTUAL	ADOPTED	REVISED	YTD	ADOPTED	REVISED	YTD	REQUESTED	
		12/31/15	BUDGET	BUDGET	ACTUAL	BUDGET	BUDGET	ACTUAL	BUDGET	COMMENTS
				12/31/16	12/31/16		10/02/17	10/02/17		
<b>8310 WATER ADMINISTRATION</b>										
F8310-250000	EQUIPMENT	623								
F8310-416000	MATERIALS & SUPPLIES	19	500	479	-	450	450	390	450	
F8310-417700	SANITARY AND PAPER SUPPLI	-	300	300	126	300	284	-	300	
F8310-423000	TELEPHONES	7,121	7,800	-	-	-	-	-		
F8310-423201	INTRUSION ALARM MONITORS	288	300	300	288	300	300	288	350	
F8310-441500	COMPUTER SUPPORT/DATA PF	1,570	1,650	1,666	1,666	1,700	1,716	1,716	1,750	
F8310-443200	TRAINING	1,295	1,000	1,255	1,255	1,200	1,200	150	1,200	
F8310-446000	PRINTING	-	1,000	253	-	1,000	1,000	-	1,000	
F8310-446006	WATER/SEWER BILL PRINTING	722	700	1,447	1,447	700	1,018	387	1,000	
F8310-450500	ADMINISTRATION FEE TO GEN	194,480	225,240	225,240	225,240	233,700	233,700	233,700	241,520	
F8310-452000	CONSULTANT								100,000	
F8310-462000	TRAVEL	999	500	500	440	500	500	19	500	
F8310-465000	POSTAGE	4,141	4,000	4,035	4,035	6,160	5,842	3,048	8,000	
F8310-467000	ASSOCIATION DUES	725	725	440	120	500	500	220	220	
<b>TOTAL WATER ADMINISTRATION</b>		<b>211,983</b>	<b>243,715</b>	<b>235,915</b>	<b>234,617</b>	<b>246,510</b>	<b>246,510</b>	<b>239,918</b>	<b>356,290</b>	
<b>8320 WATER SUPPLY</b>										
F8320-422085	SUPPLY ELECTRIC	1,598	1,640	1,640	1,637	1,455	1,455	1,262	2,291	
F8320-424000	WATER FROM OTHER GOVERN	235,949	151,000	151,000	125,868	230,000	230,000	-	175,000	
<b>TOTAL WATER SUPPLY</b>		<b>237,547</b>	<b>152,640</b>	<b>152,640</b>	<b>127,505</b>	<b>231,455</b>	<b>231,455</b>	<b>1,262</b>	<b>177,291</b>	

**CITY OF BEACON 2018 BUDGET**

**WATER FUND EXPENSE (F)**

		2015	2016	2016	2016	2017	2017	2017	2018	
		ACTUAL	ADOPTED	REVISED	YTD	ADOPTED	REVISED	YTD	REQUESTED	
		12/31/15	BUDGET	BUDGET	ACTUAL	BUDGET	BUDGET	ACTUAL	BUDGET	COMMENTS
				12/31/16	12/31/16		10/02/17	10/02/17		
<b>8330 WATER PURIFICATION</b>										
F8330-101000	REGULAR SALARIES	119,068	136,118	131,868	131,868	157,660	157,660	97,412	187,837	
F8330-105000	OVERTIME	28,346	17,000	22,257	22,257	20,000	20,000	20,515	24,000	
F8330-105200	SICK LEAVE BONUS	200	200	200	200	1,200	1,200	1,200	600	
F8330-105202	ON CALL								6,800	
F8330-112500	MEALS	75	200	247	247	300	300	140	300	
F8330-119000	CLOTHING ALLOWANCE	675	1,125	1,125	1,000	1,650	1,650	1,100	1,800	
F8330-190000	SEVERANCE/RETIREMENT PAY	15,126		504	503			-		
F8330-410900	CHEMICALS	28,357	40,000	37,192	37,007	40,000	40,000	18,093	40,000	
F8330-412685	PURIFICATION GAS/OIL FOR H	7,639	9,500	9,500	7,240	7,600	7,600	6,518	11,957	
F8330-416000	MATERIALS & SUPPLIES	1,292	2,000	2,000	1,186	2,000	2,000	1,166	2,000	
F8330-422045	PURIFICATION ELECTRIC	187,842	160,000	160,000	214,561	207,228	207,228	122,539	226,406	
F8330-423000	TELEPHONES	13,538	17,100	27,900	23,869	2,000	2,000	1,096	2,000	
F8330-423001	CELL PHONES	442	644	684	683	684	684	363	684	
F8330-441300	CHEMICAL ANALYSIS/LAB WOR	10,318	12,000	11,911	9,573	12,000	12,000	6,420	12,000	
F8330-445100	MAINTENANCE OF EQUIPMENT	24,926	35,000	35,000	31,069	46,000	46,000	15,698	45,000	
F8330-452000	CONSULTANT	1,650								
F8330-820000	SOCIAL SECURITY	12,006	11,830	11,879	11,878	13,832	13,832	8,765	16,932	
<b>TOTAL WATER PURIFICATION</b>		<b>451,502</b>	<b>442,717</b>	<b>452,267</b>	<b>493,141</b>	<b>512,154</b>	<b>512,154</b>	<b>301,025</b>	<b>578,316</b>	

**CITY OF BEACON 2018 BUDGET**

**WATER FUND EXPENSE (F)**

		2015	2016	2016	2016	2017	2017	2017	2018	
		ACTUAL	ADOPTED	REVISED	YTD	ADOPTED	REVISED	YTD	REQUESTED	
			BUDGET	BUDGET	ACTUAL	BUDGET	BUDGET	ACTUAL	BUDGET	COMMENTS
		12/31/15		12/31/16	12/31/16		10/02/17	10/02/17		
<b>8340 WATER DISTRIBUTION</b>										
F8340-100401	SUPERINTENDENT SALARY	39,309	39,207	40,323	40,322	80,000	80,000	-	80,000	
F8340-101000	REGULAR SALARIES	270,486	342,355	342,355	342,355	365,261	365,261	270,174	377,937	
F8340-102900	AUTO MECHANIC	58,756	-	-	-					
F8340-103100	TEMPORARY POSITION	6,056	6,250	6,163	6,163	6,250	6,250	5,800	6,250	
F8340-105000	OVERTIME	18,100	12,000	13,564	13,563	14,000	14,000	10,540	16,000	
F8340-105200	SICK LEAVE BONUS	300	600	600	600	1,200	1,200	600	1,200	
F8340-105202	ON CALL								3,400	
F8340-112500	MEALS	365	200	301	301	200	200	35	200	
F8340-119000	CLOTHING ALLOWANCE	2,138	3,150	3,000	3,000	3,850	3,850	3,850	4,200	
F8340-120000	HEALTH INSURANCE BUY-OUT	2,557		2,500	2,500	5,000	5,000	3,682	5,000	
F8340-190000	SEV/RETIREMENT	59,417		-				-		
F8340-250000	EQUIPMENT	22,120	8,000	8,600	8,599	7,000	7,928	6,577	7,000	
F8340-250031	PURCHASE HYDRANTS	89	6,000	4,884	4,834	6,000	6,000	2,114	6,000	
F8340-250400	PURCHASE WATER METERS	27,899	15,000	20,000	19,384	15,000	19,438	19,069	22,000	
F8340-413000	GAS & OIL	12,002	25,094	22,094	9,071	15,870	15,870	7,613	16,085	
F8340-415100	METER PARTS	2,640	3,000	3,161	3,160	23,500	25,814	6,448	10,000	
F8340-416000	MATERIALS & SUPPLIES	14,293	20,000	16,236	10,246	20,000	19,072	7,013	20,000	
F8340-416300	PAINTS	257	500	500	386	500	500	108	500	
F8340-416400	PIPE	2,327	3,000	2,475	798	3,000	3,000		3,000	
F8340-417400	ROADSIDE DEVELOPMENT	3,445	6,000	6,000	2,981	6,000	6,000	3,007	6,000	
F8340-417500	SAFETY SUPPLIES	444	2,000	2,000	816	2,000	2,000	558	2,500	
F8340-418600	TUBES & TIRES	2,472	3,000	3,200	2,813	3,000	3,000	1,506	3,000	
F8340-443200	TRAINING			650	649				650	
F8340-445200	MAINTENANCE SERVICE	4,362	3,000	3,000	2,248	3,000	3,000	1,400	3,000	
F8340-447000	RENTAL OF EQUIPMENT	710	1,000	1,000	710	1,000	1,000	474	1,000	
F8340-447200	REPAIR OF EQUIPMENT	23,626	40,000	40,000	33,503	45,000	42,686	19,677	40,000	
F8340-447700	RENTAL OF RIGHT OF WAY	1,129	1,129	1,129	1,129	1,129	1,129	1,124	1,129	
F8340-454000	ENGINEERS	11,018	10,000	15,697	13,072	10,000	10,000	1,095	10,000	



**CITY OF BEACON 2018 BUDGET**

<b>WATER FUND EXPENSE (F)</b>		2015	2016	2016	2016	2017	2017	2017	2018	
		ACTUAL	ADOPTED	REVISED	YTD	ADOPTED	REVISED	YTD	REQUESTED	
			BUDGET	BUDGET	ACTUAL	BUDGET	BUDGET	ACTUAL	BUDGET	COMMENTS
		12/31/15		12/31/16	12/31/16		10/02/17	10/02/17		
F8340-454004	ENGINEERS-DAM INSPECTION		38,034	35,887	-	55,000	55,000	22,582	-	
F8340-457600	LEAK DETECTION								8,500	
F8340-820000	SOCIAL SECURITY	33,298	30,888	30,888	29,103	36,396	36,396	21,442	37,805	
<b>TOTAL WATER DISTRIBUTION</b>		<b>619,616</b>	<b>619,407</b>	<b>626,207</b>	<b>552,306</b>	<b>729,156</b>	<b>733,594</b>	<b>416,488</b>	<b>692,356</b>	
<b>9010 EMPLOYEES RETIREMENT SYSTEM</b>										
F9010-810000	RETIREMENT	82,664	81,331	81,253	75,369	78,376	78,376	-	76,805	
<b>TOTAL EMPLOYEES RETIREMENT SYSTEM</b>		<b>82,664</b>	<b>81,331</b>	<b>81,253</b>	<b>75,369</b>	<b>78,376</b>	<b>78,376</b>	<b>-</b>	<b>76,805</b>	
<b>9040 WORKERS COMPENSATION</b>										
F9040-830000	WORKERS' COMPENSATION	36,156	36,156	36,156	36,156	36,156	36,156	36,156	39,048	
<b>TOTAL WORKERS COMPENSATION</b>		<b>36,156</b>	<b>36,156</b>	<b>36,156</b>	<b>36,156</b>	<b>36,156</b>	<b>36,156</b>	<b>36,156</b>	<b>39,048</b>	
<b>9055 DISABILITY</b>										
F9055-850000	INSURANCE	559	700	778	777	700	700	364	700	
<b>TOTAL DISABILITY</b>		<b>559</b>	<b>700</b>	<b>778</b>	<b>777</b>	<b>700</b>	<b>700</b>	<b>364</b>	<b>700</b>	
<b>9060 HEALTH INSURANCE</b>										
F9060-840000	HEALTH INSURANCE	230,380	293,188	293,188	274,699	247,538	247,538	199,591	295,035	
F9060-840100	MEDICARE REIMBURSEMENT	1,259	1,259	1,259	1,259	2,720	2,720	315	8,447	
F9060-840500	DENTAL	5,801	6,848	6,848	5,040	6,078	6,078	5,050	8,460	
F9060-840600	VISION	1,078	981	981	921	910	910	682	6,096	
<b>TOTAL HEALTH INSURANCE</b>		<b>238,519</b>	<b>302,276</b>	<b>302,276</b>	<b>281,919</b>	<b>257,246</b>	<b>257,246</b>	<b>205,638</b>	<b>318,038</b>	

**CITY OF BEACON 2018 BUDGET**

<b>WATER FUND EXPENSE (F)</b>		<b>2015</b>	<b>2016</b>	<b>2016</b>	<b>2016</b>	<b>2017</b>	<b>2017</b>	<b>2017</b>	<b>2018</b>	
		<b>ACTUAL</b>	<b>ADOPTED</b>	<b>REVISED</b>	<b>YTD</b>	<b>ADOPTED</b>	<b>REVISED</b>	<b>YTD</b>	<b>REQUESTED</b>	
			<b>BUDGET</b>	<b>BUDGET</b>	<b>ACTUAL</b>	<b>BUDGET</b>	<b>BUDGET</b>	<b>ACTUAL</b>	<b>BUDGET</b>	<b>COMMENTS</b>
		<b>12/31/15</b>		<b>12/31/16</b>	<b>12/31/16</b>		<b>10/02/17</b>	<b>10/02/17</b>		
<b>9710 SERIAL BONDS</b>										
F9710-601100	2011 (1996 & 2001) PRINCIPAL	188,394	188,980	188,980	188,980	14,519	14,519	14,519	15,265	
F9710-605500	2014 (2005) PRINCIPAL	120,072	124,720	124,720	124,720	128,594	128,594	-	135,566	
F9710-605600	2016 PRINCIPAL					155,569	155,569	155,569	157,010	
F9710-607501	2011 (1998) PRINCIPAL (EFC)	345,000	365,000	365,000	365,000					
F9710-701100	2011 (1996 & 2001) INTEREST	17,083	9,548	9,548	9,547	1,988	1,988	1,988	1,407	
F9710-705500	2014 (2005) INTEREST	45,727	40,682	40,682	40,682	35,693	35,693	17,847	29,263	
F9710-705600	2016 INTEREST		62,428	62,428	48,919	102,649	102,649	52,102	99,524	
F9710-707501	2011 (1998) INTEREST (EFC)	17,526	9,567	9,567	9,567					
<b>TOTAL SERIAL BONDS</b>		<b>733,802</b>	<b>800,925</b>	<b>800,925</b>	<b>787,415</b>	<b>439,012</b>	<b>439,012</b>	<b>242,025</b>	<b>438,035</b>	
<b>9730 BOND ANTICIPATION NOTES</b>										
F9730-607599	BAN Principal	44,000	59,500	60,000	60,000	417,000	417,000	17,000	339,887	
F9730-707599	BAN Interest	11,974	23,408	22,908	21,848	4,005	4,005	4,013	5,493	
<b>TOTAL BOND ANTICIPATION NOTES</b>		<b>55,974</b>	<b>82,908</b>	<b>82,908</b>	<b>81,848</b>	<b>421,005</b>	<b>421,005</b>	<b>21,013</b>	<b>345,380</b>	
<b>9950 INTERFUND TRANSFERS</b>										
F9950-900001	INTERFUND TRANSFER	58,000					498,800	498,800		
<b>TOTAL INTERFUND TRANSFERS</b>		<b>58,000</b>	<b>-</b>	<b>-</b>	<b>-</b>	<b>-</b>	<b>498,800</b>	<b>498,800</b>	<b>-</b>	
<b>TOTAL WATER EXPENSES</b>		<b>3,015,360</b>	<b>3,124,506</b>	<b>3,133,056</b>	<b>2,980,918</b>	<b>3,266,601</b>	<b>3,769,839</b>	<b>2,232,843</b>	<b>3,336,047</b>	

**CITY OF BEACON 2018 BUDGET**

**WATER FUND REVENUE (F)**

		2015	2016	2016	2016	2017	2017	2017	2018	
		ACTUAL	ADOPTED	REVISED	ACTUAL	ADOPTED	REVISED	YTD	REQUESTED	
			BUDGET	BUDGET		BUDGET	BUDGET	ACTUAL	BUDGET	COMMENTS
		12/31/15		12/31/16	12/31/16		10/2/2017	10/2/2017		
<b>8310 WATER ADMINISTRATION</b>										
F8310-126000-	HEALTH INSURANCE REIMBURSEMENT	29,006	36,304	36,304	32,013	36,703	36,703	22,873	31,380	
F8310-126001	DENTAL INSURANCE	6,749	7,526	7,526	6,468	5,891	5,891	4,527	8,460	
F8310-214000-	WATER RESIDENTIAL & COMMERCIAL	1,902,702	1,838,707	1,838,707	1,948,287	1,838,707	1,838,707	1,310,690	1,838,707	
F8310-214001-	WATER CORRECTIONAL FACILITIES	1,003,582	700,000	700,000	1,073,326	950,000	950,000	552,113	1,000,000	
F8310-214002-	WATER TOWN OF FISHKILL	406,213	350,000	350,000	478,311	406,000	406,000	235,126	415,000	
F8310-214400-	WATER SERVICE CHARGES	29,154	15,000	20,000	25,586	15,000	19,438	20,837	22,000	
F8310-214800-	WATER PENALTY	58,321	14,000	14,000	62,246	14,000	14,000	17,733	20,000	
F8310-215000	ELECTRIC SALE	6,356	2,000	2,000	-	-	-	-	-	
F8310-240100-	INTEREST & EARNINGS	118	200	200	598	300	300	660	500	
F8310-240101-	EFC INTEREST/SUBSIDY	5,842	3,189	3,189	3,189	-	-	-	-	
F8310-268000-	INSURANCE RECOVERIES				3,900	-	-	-	-	
<b>TOTAL WATER ADMINISTRATION</b>		<b>3,448,042</b>	<b>2,966,926</b>	<b>2,971,926</b>	<b>3,633,924</b>	<b>3,266,601</b>	<b>3,271,039</b>	<b>2,164,559</b>	<b>3,336,047</b>	
<b>TOTAL WATER REVENUES</b>										
		<b>3,448,042</b>	<b>2,966,926</b>	<b>2,971,926</b>	<b>3,633,924</b>	<b>3,266,601</b>	<b>3,271,039</b>	<b>2,164,559</b>	<b>3,336,047</b>	

**CITY OF BEACON 2018 BUDGET**

**SEWER FUND EXPENSE (G)**

		2015	2016	2016	2016	2017	2017	2017	2018	
		ACTUAL	ADOPTED	REVISED	ACTUAL	ADOPTED	REVISED	YTD	REQUESTED	
			BUDGET	BUDGET		BUDGET	BUDGET	ACTUAL	BUDGET	COMMENTS
		12/31/15		12/31/16	12/31/16		10/02/17	10/02/17		
<b>1380 FISCAL AGENT FEES</b>										
G1380-461200	FISCAL AGENT FEE	8,000	46,200	40,501	27,678	10,000	10,000	10,000	10,000	
G1380-461201	FISCAL AGENT FEE-EFC	2,336	2,024	2,024	2,024	1,712	1,712	1,712	1,386	
<b>TOTAL FISCAL AGENT FEES</b>		<b>10,336</b>	<b>48,224</b>	<b>42,525</b>	<b>29,702</b>	<b>11,712</b>	<b>11,712</b>	<b>11,712</b>	<b>11,386</b>	
<b>1420 SEWER LEGAL EXPENSES</b>										
G1420-450400	ATTORNEYS	39,150	45,000	48,733	48,733	52,000	52,000	28,613	52,000	
G1420-452000	LABOR ATTORNEY	6,920	7,000	7,000	6,920	-	-	-	-	
<b>TOTAL LEGAL EXPENSES</b>		<b>46,070</b>	<b>52,000</b>	<b>55,733</b>	<b>55,653</b>	<b>52,000</b>	<b>52,000</b>	<b>28,613</b>	<b>52,000</b>	
<b>1680 TECHNOLOGY</b>										
G1680 250000	EQUIPMENT	997	2,073	1,943	1,943	1,650	1,650	-	400	
G1680 444100	LICENSE AND PERMITS	855	1,648	854	854	1,648	1,648	713	2,506	
G1680 452003	IT CONSULTANT	1,575	4,050	6,940	6,939	4,050	4,050	428	5,400	
<b>TOTAL TECHNOLOGY</b>		<b>3,427</b>	<b>7,771</b>	<b>9,737</b>	<b>9,736</b>	<b>7,348</b>	<b>7,348</b>	<b>1,141</b>	<b>8,306</b>	
<b>1980 MTA PAYROLL TAX</b>										
G1980-400099	MTA PAYROLL TAX	2,382	2,234	2,234	2,189	2,473	2,473	1,778	2,660	
<b>TOTAL MTA PAYROLL TAX</b>		<b>2,382</b>	<b>2,234</b>	<b>2,234</b>	<b>2,189</b>	<b>2,473</b>	<b>2,473</b>	<b>1,778</b>	<b>2,660</b>	
<b>1990 CONTINGENCY</b>										
G1990-400001	CONTINGENCY FUND		88,400	22,808	-	107,500	107,500	-	75,000	
G1990-400004	CONTINGENCY FUND - RETIREMENT		10,000	710	-	9,200	9,200	-		
<b>TOTAL CONTINGENCY</b>		<b>-</b>	<b>98,400</b>	<b>23,518</b>	<b>-</b>	<b>116,700</b>	<b>116,700</b>	<b>-</b>	<b>75,000</b>	
<b>8110 SEWER ADMINISTRATION</b>										
G8110-450500	ADMINISTRATION FEE TO GENE	231,550	243,160	243,160	243,160	215,790	215,790	215,790	216,800	
<b>TOTAL SEWER ADMINISTRATION</b>		<b>231,550</b>	<b>243,160</b>	<b>243,160</b>	<b>243,160</b>	<b>215,790</b>	<b>215,790</b>	<b>215,790</b>	<b>216,800</b>	

**CITY OF BEACON 2018 BUDGET**

**SEWER FUND EXPENSE (G)**

		2015	2016	2016	2016	2017	2017	2017	2018	
		ACTUAL	ADOPTED	REVISED	ACTUAL	ADOPTED	REVISED	YTD	REQUESTED	
			BUDGET	BUDGET		BUDGET	BUDGET	ACTUAL	BUDGET	COMMENTS
		12/31/15		12/31/16	12/31/16		10/02/17	10/02/17		
<b>8120 SANITARY SEWER</b>										
G8120-100401	SUPERINTENDENT SALARY	-								
G8120-101000	REGULAR SALARIES	107,288	-	-	-	-	-	-	-	
G8120-105000	OVERTIME	3,831	-	-	-	-	-	-	-	
G8120-105200	SICK LEAVE BONUS	100	-	-	-	-	-	-	-	
G8120-112500	MEALS	42	-	-	-	-	-	-	-	
G8120-119000	CLOTHING ALLOWANCE	788	-	-	-	-	-	-	-	
G8120-190000	SEV/RETIREMENT	25,465								
G8120-250000	PURCHASE EQUIPMENT	-	3,000	3,000	40	3,000	3,000	813	3,000	
G8120-416000	MATERIALS & SUPPLIES	1,797	4,500	4,020	1,007	4,500	4,500	659	4,500	
G8120-422075	SANITARY SEWER ELECTRIC	447	400	437	437	447	447	292	484	
G8120-447000	RENTAL OF EQUIPMENT	2,018	3,000	2,755	-	3,000	3,000	-	3,000	
G8120-447200	REPAIR OF EQUIPMENT	3,831	5,000	5,000	2,075	5,000	5,000	423	12,000	
G8120-454000	ENGINEERS	1,844	2,000	2,208	2,208	2,000	2,000	1,150	2,000	
G8120-820000	SOCIAL SECURITY	9,889	-	-	-	-	-	-	-	
<b>TOTAL SANITARY SEWER</b>		<b>157,339</b>	<b>17,900</b>	<b>17,420</b>	<b>5,767</b>	<b>17,947</b>	<b>17,947</b>	<b>3,337</b>	<b>24,984</b>	
<b>8130 WATER POLLUTION CONTROL</b>										
G8130-100401	SUPERINTENDENT SALARY	39,309	39,206	39,206	40,323	81,981	81,981	59,892	84,031	
G8130-101000	REGULAR SALARIES	439,637	524,577	503,069	503,069	543,606	511,606	370,681	569,198	
G8130-103100	TEMPORARY POSITION	-								
G8130-105000	OVERTIME	102,272	86,000	106,480	106,480	90,000	120,000	110,919	110,000	
G8130-105200	SICK LEAVE BONUS	600	600	600	600	4,200	4,200	4,200	4,206	
G8130-112500	MEALS	2,631	2,200	4,930	4,930	2,200	4,200	4,053	4,000	
G8130-119000	CLOTHING ALLOWANCE	2,925	4,500	4,225	4,225	5,500	5,307	4,675	6,000	
G8130-120000	HEALTH BUYOUT	2,557		1,501	1,501	-	193	192	5,000	
G8130-190000	SEVERANCE/RETIREMENT PAY			9,290	9,289	-	-	-		
G8130-250000	PURCHASE EQUIPMENT	60,511	40,000	36,452	23,186	40,000	40,000	13,887	35,000	
G8130-410900	CHEMICALS	22,009	24,000	30,000	29,809	100,000	100,000	22,114	100,000	
G8130-410901	ODOROX CONTROL	79,000	39,500	39,500	39,500	-	-	-	25,000	
G8130-411000	CLEANING SUPPLIES	1,182	1,200	1,444	1,434	1,200	1,200	1,142	2,000	
G8130-412680	WPC GAS/OIL FOR HEAT	5,522	9,700	9,700	3,535	7,500	7,500	4,475	9,846	
G8130-413000	GAS & DIESEL	2,775	2,613	2,613	1,615	1,876	1,876	1,140	2,092	

**CITY OF BEACON 2018 BUDGET**

**SEWER FUND EXPENSE (G)**

		2015	2016	2016	2016	2017	2017	2017	2018	
		ACTUAL	ADOPTED	REVISED	ACTUAL	ADOPTED	REVISED	YTD	REQUESTED	
			BUDGET	BUDGET		BUDGET	BUDGET	ACTUAL	BUDGET	COMMENTS
		12/31/15		12/31/16	12/31/16		10/02/17	10/02/17		
G8130-413002	VEHICLE OIL	266		1,000	929	1,000	1,000	-	1,000	
G8130-414500	LAB SUPPLIES	2,710	3,000	3,000	2,754	3,000	3,000	924	10,000	
G8130-414700	LIGHT BULBS	-	1,000	-	-	1,000	1,000	-	-	
G8130-415400	TOOLS	-	1,000	4,000	3,944	1,000	1,000	-	1,000	
G8130-416000	MATERIALS & SUPPLIES	3,628	2,500	3,406	3,406	2,500	2,500	820	3,000	
G8130-416300	PAINTS	-	500	350	-	500	500	-	500	
G8130-417500	SAFETY SUPPLIES	510	2,000	2,350	1,993	2,000	2,000	601	2,500	
G8130-417700	SANITARY AND PAPER SUPPLIE	313	800	794	318	800	800	131	850	
G8130-422065	WPC ELECTRIC	202,160	184,600	192,029	192,029	188,989	188,989	120,156	218,971	
G8130-423000	TELEPHONES	2,043	2,700	1,866	1,865	1,700	1,700	1,545	1,800	
G8130-423001	CELL PHONES	473	447	667	667	480	480	368	684	
G8130-441300	CHEMICAL ANALYSIS/LAB WOR	12,050	11,000	12,120	12,120	12,000	15,000	14,165	15,000	
G8130-443200	TRAINING	288	500	-	-	500	1,500	1,010	1,500	
G8130-444100	PROFESSIONAL LICENSE FEES	15,850	16,000	16,000	15,760	16,000	16,000	100	17,000	
G8130-444103	DEC FINES	-	32,500	26,500	-	-	-	-	-	
G8130-445100	MAINTENANCE OF EQUIPMENT	13,539	15,000	14,441	11,701	15,000	15,000	8,882	18,000	
G8130-446006	PRINTING BILLS	722	1,000	1,559	1,558	1,000	1,018	387	1,018	
G8130-446600	REFUSE REMOVAL	635,513	630,000	665,287	665,287	630,000	630,000	290,880	640,000	
G8130-447200	REPAIR OF EQUIPMENT	97,434	125,000	119,000	106,976	124,000	122,000	44,883	110,000	
G8130-447211	PROJECTS	35,340	70,000	68,377	53,033	70,000	67,000	11,700	70,000	
G8130-454000	ENGINEERS	4,676	10,000	310,000	6,120	40,000	40,000	192,058	40,000	
G8130-459800	CONTRACTED TRAINING	-	-	-	-					
G8130-462000	TRAVEL	-	250	250	130	250	1,250	711	1,250	
G8130-465000	POSTAGE	4,141	4,100	4,100	4,100	4,100	4,082	3,048	4,100	
G8130-820000	SOCIAL SECURITY	43,674	50,267	50,267	49,231	55,653	55,653	40,530	59,856	
<b>TOTAL WATER POLLUTION CONTROL</b>		<b>1,836,263</b>	<b>1,938,260</b>	<b>2,286,373</b>	<b>1,903,417</b>	<b>2,049,535</b>	<b>2,049,535</b>	<b>1,330,269</b>	<b>2,174,402</b>	

**CITY OF BEACON 2018 BUDGET**

**SEWER FUND EXPENSE (G)**

		2015	2016	2016	2016	2017	2017	2017	2018	
		ACTUAL	ADOPTED	REVISED	ACTUAL	ADOPTED	REVISED	YTD	REQUESTED	
			BUDGET	BUDGET		BUDGET	BUDGET	ACTUAL	BUDGET	COMMENTS
		12/31/15		12/31/16	12/31/16		10/02/17	10/02/17		
<b>9010 EMPLOYEES RETIREMENT SYSTEM</b>										
G9010-810000	RETIREMENT	116,770	114,887	114,887	106,466	100,464	100,464	-	98,450	
<b>TOTAL EMPLOYEES RETIREMENT SYSTEM</b>		<b>116,770</b>	<b>114,887</b>	<b>114,887</b>	<b>106,466</b>	<b>100,464</b>	<b>100,464</b>	<b>-</b>	<b>98,450</b>	
<b>9040 WORKERS COMPENSATION</b>										
G9040-830000	WORKERS' COMPENSATION	36,156	36,156	36,156	36,156	36,156	36,156	36,156	39,048	
<b>TOTAL WORKERS COMPENSATION</b>		<b>36,156</b>	<b>36,156</b>	<b>36,156</b>	<b>36,156</b>	<b>36,156</b>	<b>36,156</b>	<b>36,156</b>	<b>39,048</b>	
<b>9055 DISABILITY</b>										
G9055-850000	INSURANCE	649	600	600	412	600	600	364	600	
<b>TOTAL DISABILITY</b>		<b>649</b>	<b>600</b>	<b>600</b>	<b>412</b>	<b>600</b>	<b>600</b>	<b>364</b>	<b>600</b>	
<b>9060 HEALTH INSURANCE</b>										
G9060-840000	HEALTH INSURANCE	462,075	462,010	489,509	489,509	448,711	448,711	341,078	391,823	
G9060-840100	MEDICARE REIMBURSEMENT	1,259	1,259	1,259	1,259	5,238	5,238	1,299	15,818	
G9060-840500	DENTAL	5,445	7,985	7,877	4,618	4,269	4,269	3,168	5,558	
G9060-840600	VISION	1,270	1,237	1,345	1,344	1,466	1,466	1,131	1,466	
<b>TOTAL HEALTH INSURANCE</b>		<b>470,049</b>	<b>472,491</b>	<b>499,990</b>	<b>496,730</b>	<b>459,684</b>	<b>459,684</b>	<b>346,676</b>	<b>414,665</b>	
<b>9710 SERIAL BONDS</b>										
G9710-601100	2011 (2001) PRINCIPAL	63,584	67,117	67,117	67,117	68,883	68,883	68,883	72,416	
G9710-605500	2014 (2005) PRINCIPAL	106,464	110,585	110,585	110,585	114,020	114,020	-	120,201	
G9710-605600	2016 PRINCIPAL					262,354	262,354	262,354	264,783	
G9710-608000	2012 (2002) PRINCIPAL	125,000	125,000	125,000	125,000	130,000	130,000	130,000	135,000	
G9710-701100	2011 (2001) INTEREST	14,660	12,116	12,116	12,116	9,432	9,432	9,432	6,676	
G9710-705500	2014 (2005) INTEREST	40,545	36,072	36,072	36,072	31,648	31,648	15,824	25,947	
G9710-705600	2016 INTEREST		105,128	105,128	82,496	173,107	173,107	87,865	167,836	
G9710-708000	2012 (2002) INTEREST	42,081	36,376	36,376	36,366	30,414	30,414	30,414	24,070	
<b>TOTAL SERIAL BONDS</b>		<b>392,334</b>	<b>492,394</b>	<b>492,394</b>	<b>469,752</b>	<b>819,858</b>	<b>819,858</b>	<b>604,772</b>	<b>816,929</b>	

**CITY OF BEACON 2018 BUDGET**

**SEWER FUND EXPENSE (G)**

		2015	2016	2016	2016	2017	2017	2017	2018	
		ACTUAL	ADOPTED	REVISED	ACTUAL	ADOPTED	REVISED	YTD	REQUESTED	
			BUDGET	BUDGET		BUDGET	BUDGET	ACTUAL	BUDGET	COMMENTS
		12/31/15		12/31/16	12/31/16		10/02/17	10/02/17		
<b>9730 BOND ANTICIPATION NOTES</b>										
G9730-607599	BAN Principal	548,910	178,750	178,750	171,970	68,940	68,940	68,940	116,754	
G9730-707599	BAN Interest	25,052	83,709	83,709	41,828	29,276	29,276	29,331	40,762	
<b>TOTAL BOND ANTICIPATION NOTES</b>		<b>573,962</b>	<b>262,459</b>	<b>262,459</b>	<b>213,798</b>	<b>98,216</b>	<b>98,216</b>	<b>98,271</b>	<b>157,516</b>	
<b>9950 INTERFUND TRANSFERS</b>										
G9950-900001	INTERFUND TRANSFER	540,000					1,456,690	1,456,690		
<b>TOTAL INTERFUND TRANSFERS</b>		<b>540,000</b>	<b>-</b>	<b>-</b>	<b>-</b>	<b>-</b>	<b>1,456,690</b>	<b>1,456,690</b>	<b>-</b>	
<b>TOTAL SEWER EXPENSES</b>		<b>4,417,286</b>	<b>3,786,936</b>	<b>4,087,186</b>	<b>3,572,938</b>	<b>3,988,483</b>	<b>5,445,173</b>	<b>4,135,569</b>	<b>4,092,747</b>	



**CITY OF BEACON 2018 BUDGET**

**SEWER FUND REVENUE (G)**

		2015	2016	2016	2016	2017	2017	2017	2018	
		ACTUAL	ADOPTED	REVISED	ACTUAL	ADOPTED	REVISED	YTD	REQUESTED	
			BUDGET	BUDGET		BUDGET	BUDGET	ACTUAL	BUDGET	COMMENTS
		12/31/15		12/31/16	12/31/16		10/02/17	10/02/17		
<b>8110 SEWER ADMINISTRATION</b>										
G8110-126000	HEALTH INSURANCE REIMBURSEME	22,721	25,326	25,326	25,011	28,765	28,765	28,559	34,496	
G8110-126001	DENTAL INSURANCE	8,073	9,065	9,065	8,194	9,616	9,616	7,938	10,084	
G8110-212000	SEWER RENTS	910,488	883,221	883,221	920,902	971,544	971,544	689,118	1,068,698	
G8110-212001	CORRECTIONAL FACILITY	750,417	700,000	700,000	926,882	890,000	890,000	386,762	890,000	
G8110-212003	TOWN OF FISHKILL SEWER	1,061,263	1,150,000	1,150,000	980,297	1,010,000	1,010,000	598,737	1,010,000	
G8110-212007	BEACON SCHOOL BUS GARAGE	(93)			109			271		
G8110-212008	DUTCHESS STADIUM SEWER	415	2,800	2,800	7,574	2,800	2,800	225	2,800	
G8110-212009	DC TRANSPORT CENTER SEWER	(433)			177			59		
G8110-212800	SEWER PENALTY	4,255	4,000	4,000	4,025	4,000	4,000	4,022	4,000	
G8110-240100	INTEREST & EARNINGS	640	500	500	891	600	600	771	700	
G8110-240101	EFC INTEREST/SUBSIDY	31,169	28,105	28,105	28,105	25,158	25,158	25,158	21,969	
G8110-240104	INTEREST T/FISHKILL INSTALLMENT	8,246	-	-	-	-	-	-		
G8110-268000	INSURANCE RECOVERIES	9,156				-	-	-		
<b>TOTAL SEWER ADMINISTRATION</b>		<b>2,806,318</b>	<b>2,803,017</b>	<b>2,803,017</b>	<b>2,902,167</b>	<b>2,942,483</b>	<b>2,942,483</b>	<b>1,741,620</b>	<b>3,042,747</b>	
<b>8130 WATER POLLUTION CONTROL</b>										
G8130-212200	HAULER FEES	223,763	208,000	208,000	345,938	240,000	240,000	274,267	300,000	
G8130-212201	NEW WINDSOR TREATMENT	147,900	137,700	137,700	151,087	170,000	170,000	99,450	150,000	
G8130-212204	HAULER FEES BILLED MONTHLY	708,259	600,000	600,000	597,451	636,000	636,000	420,398	600,000	
G8130-215000	SALE OF ELECTRIC CAPACITY	14,628	4,000	4,000	-					
<b>TOTAL WATER POLLUTION CONTROL</b>		<b>1,094,549</b>	<b>949,700</b>	<b>949,700</b>	<b>1,094,476</b>	<b>1,046,000</b>	<b>1,046,000</b>	<b>794,115</b>	<b>1,050,000</b>	
<b>TOTAL SEWER REVENUES</b>		<b>3,900,867</b>	<b>3,752,717</b>	<b>3,752,717</b>	<b>3,996,643</b>	<b>3,988,483</b>	<b>3,988,483</b>	<b>2,535,735</b>	<b>4,092,747</b>	

## Property Tax Cap

Form Status: **Unsubmitted**

## Step 11 of 15 - Tax Levy Limit Calculation

*This is the maximum that a local government or school district may raise in taxes without passing an override.***Tax Levy Limit, Before Adjustments and Exclusions**

<a href="#">Real Property Tax Levy FYE 12/31/2017</a>	\$10,319,219
<a href="#">Tax Cap Reserve Offset from FYE 2016 Used to Reduce 2017 Levy</a>	\$0
<a href="#">Total Tax Cap Reserve Amount (Including Interest Earned) from FYE 2017</a>	---
<a href="#">Tax Base Growth Factor</a>	1.0116
<a href="#">PILOTs Receivable FYE 12/31/2017</a>	\$173,975
<a href="#">Tort Exclusion Amount Claimed in FYE 12/31/2017</a>	\$0
<a href="#">Allowable Levy Growth Factor</a>	1.0184
<a href="#">PILOTs Receivable FYE 12/31/2018</a>	\$214,983
<a href="#">Available Carryover from FYE 12/31/2017</a>	\$0

<b>Tax Levy Limit Before Adjustments/Exclusions</b>	<b>\$10,593,191</b>
---	---------------------

**Adjustments for Transfer of Local Government Functions**

<a href="#">Costs Incurred from Transfer of Local Government Functions</a>	\$0
<a href="#">Savings Realized from Transfer of Local Government Functions</a>	\$0
<b>Total Adjustments</b>	<b>\$0</b>

<b>Tax Levy Limit, Adjusted for Transfer of Local Government Functions</b>	<b>\$10,593,191</b>
--	---------------------

**Exclusions**

<a href="#">Tort Exclusion</a>	\$0
<a href="#">Teachers' Retirement System Exclusion</a>	\$0
<a href="#">Employees' Retirement System Exclusion</a>	\$0
<a href="#">Police and Fire Retirement System Exclusion</a>	\$0
<b>Total Exclusions</b>	<b>\$0</b>

<b>Your FYE 2018 Tax Levy Limit, Adjusted for Transfers plus Exclusions</b>	<b>\$10,593,191</b>
---	---------------------

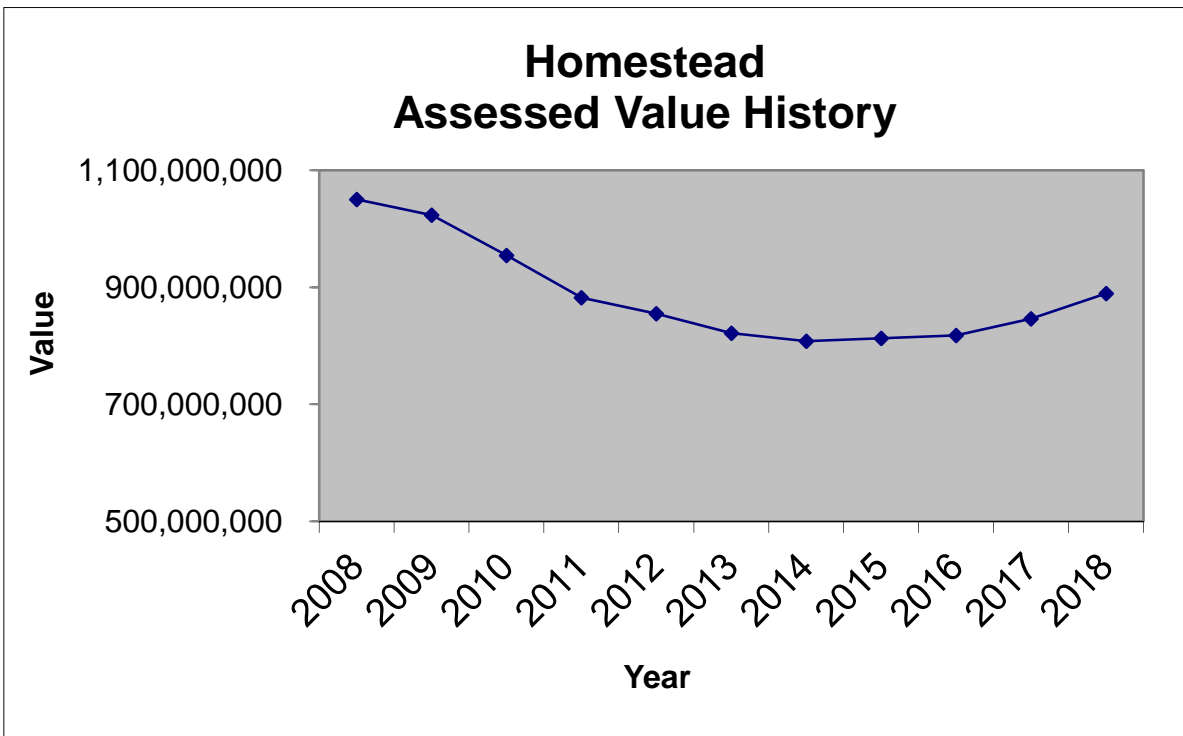
Cancel

Previous

Next

**CITY OF BEACON  
HOMESTEAD  
ASSESSED VALUES  
2008-2018**

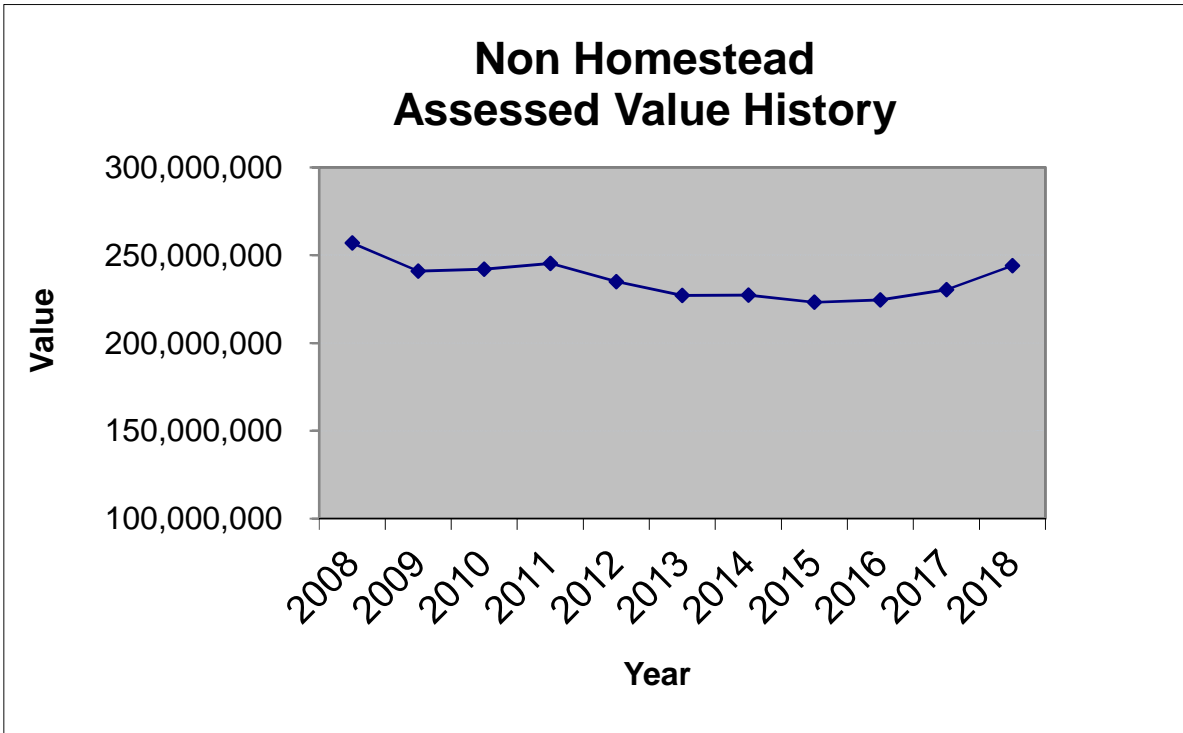
YEAR	VALUE
2008	* 1,050,413,929
2009	1,023,370,264
2010	954,444,766
2011	882,174,740
2012	855,098,018
2013	821,822,287
2014	808,113,801
2015	813,005,888
2016	817,959,464
2017	846,174,024
2018	889,774,212 as of 9/29/17



\*Revaluation performed in 2008

**CITY OF BEACON  
NON HOMESTEAD  
ASSESSED VALUES  
2008-2018**

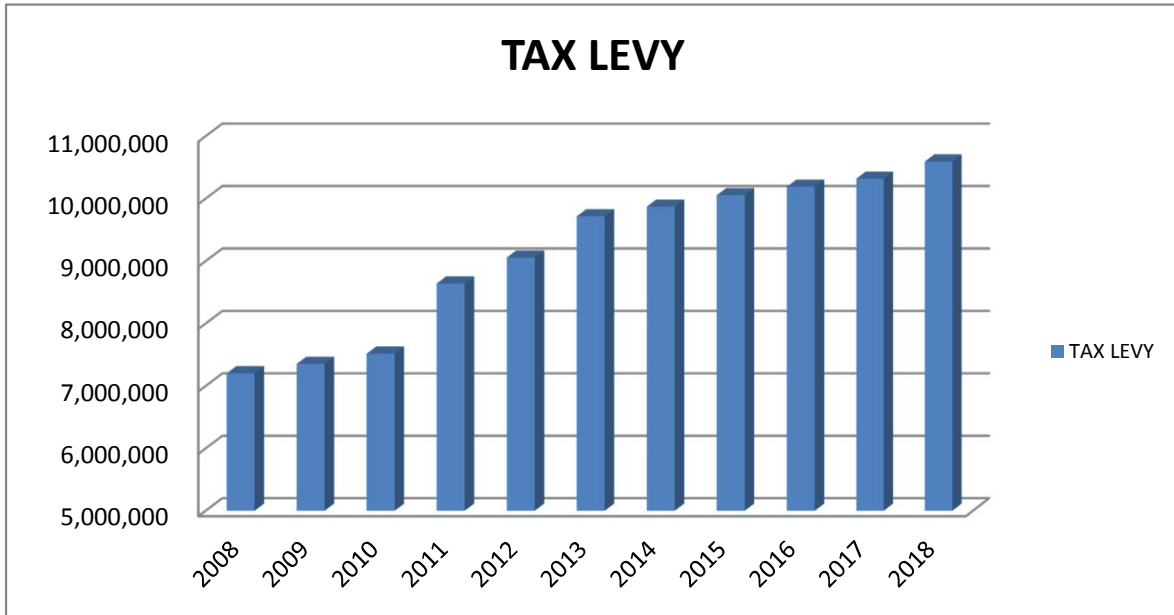
Tax YEAR		VALUE
2008	*	256,959,954
2009		241,001,577
2010		242,091,873
2011		245,365,328
2012		234,984,661
2013		227,050,371
2014		227,215,482
2015		223,226,443
2016		224,589,575
2017		230,385,626
2018		244,104,305 as of 9/29/17



\*Revaluation performed in 2008

**CITY OF BEACON  
TAX LEVY  
HISTORY  
2008-2018**

YEAR	LEVY AMOUNT	FUND BALANCE TO OFFSET LEVY
2008	7,202,904	700,000
2009	7,354,284	1,250,000
2010	7,517,571	1,261,902
2011	8,640,748	600,000
2012	9,055,118	500,000
2013	9,716,109	500,000
2014	9,871,042	500,000
2015	10,054,918	400,000
2016	10,188,230	247,500
2017	10,319,219	162,980
Proposed 2018	10,593,191	148,317

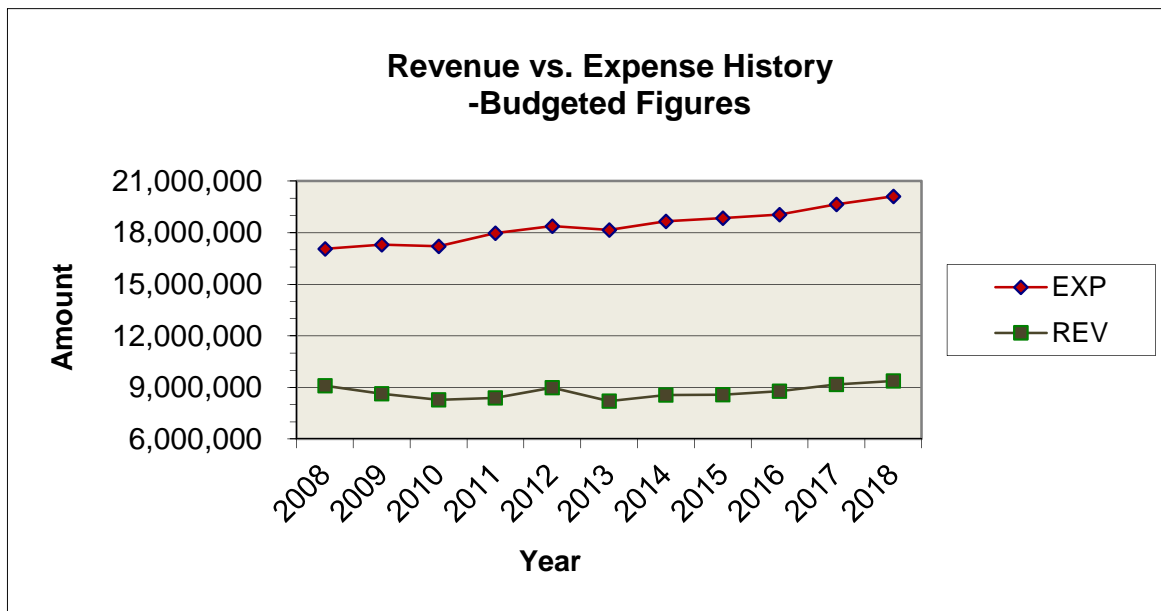


**CITY OF BEACON  
GENERAL FUND  
BUDGETED REVENUE vs. EXPENSE HISTORY  
2008-2018**

**EXPENSE BUDGET**

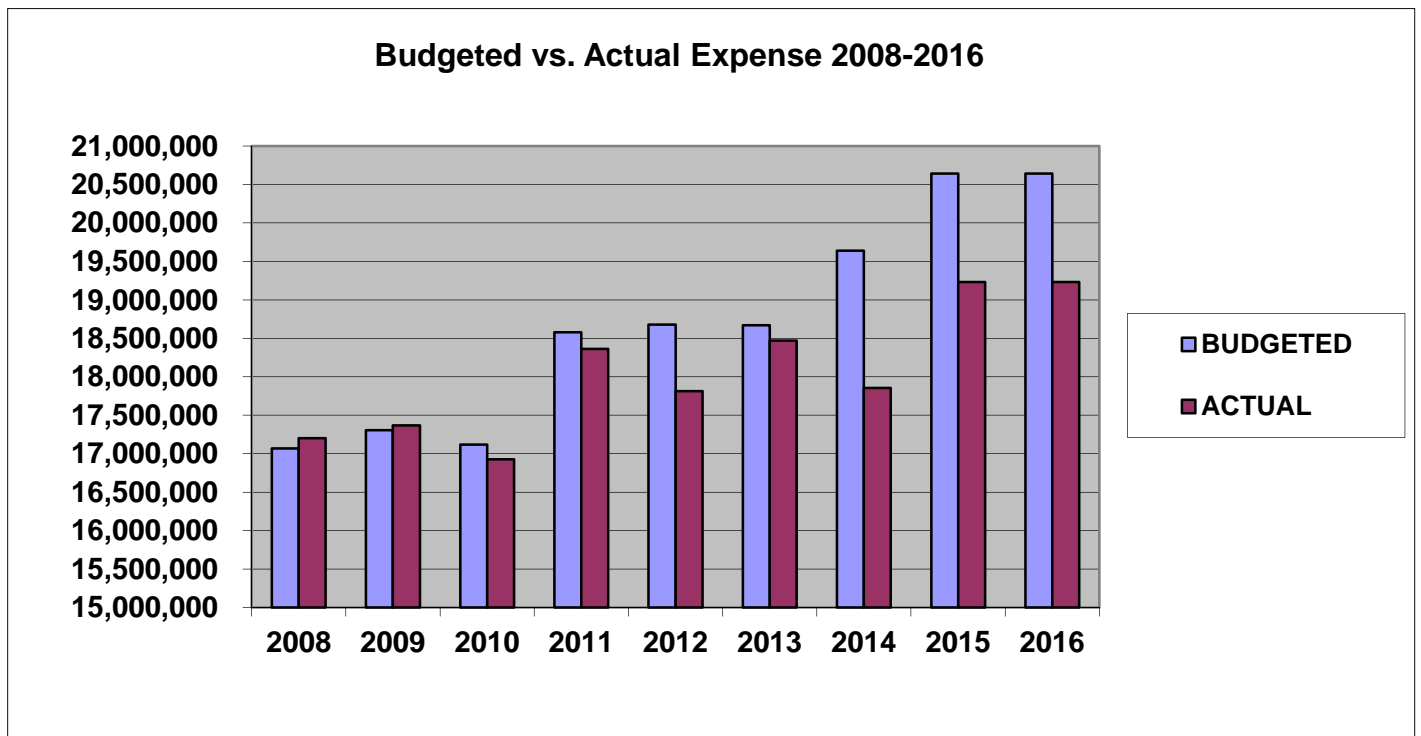
**REVENUE BUDGET  
(without tax levy)**

YEAR	AMOUNT	% INCREASE (DECREASE)	YEAR	AMOUNT	% INCREASE (DECREASE)
2008	17,066,662		2008	9,100,126	
2009	17,307,152	1.41%	2009	8,639,236	-5.06%
2010	17,213,829	-0.54%	2010	8,276,885	-4.19%
2011	17,978,372	4.44%	2011	8,397,973	1.46%
2012	18,392,638	2.30%	2012	8,994,263	7.10%
2013	18,157,204	-1.28%	2013	8,210,774	-8.71%
2014	18,660,746	2.77%	2014	8,551,508	4.15%
2015	18,855,163	1.04%	2015	8,578,889	0.32%
2016	19,062,665	1.10%	2016	8,777,590	2.32%
2017	19,653,153	3.10%	2017	9,170,954	4.48%
Anticipated 2018	20,119,326	2.37%	2017	9,377,818	2.26%



**CITY OF BEACON  
GENERAL FUND  
BUDGETED vs. ACTUAL EXPENSES  
2008-2016**

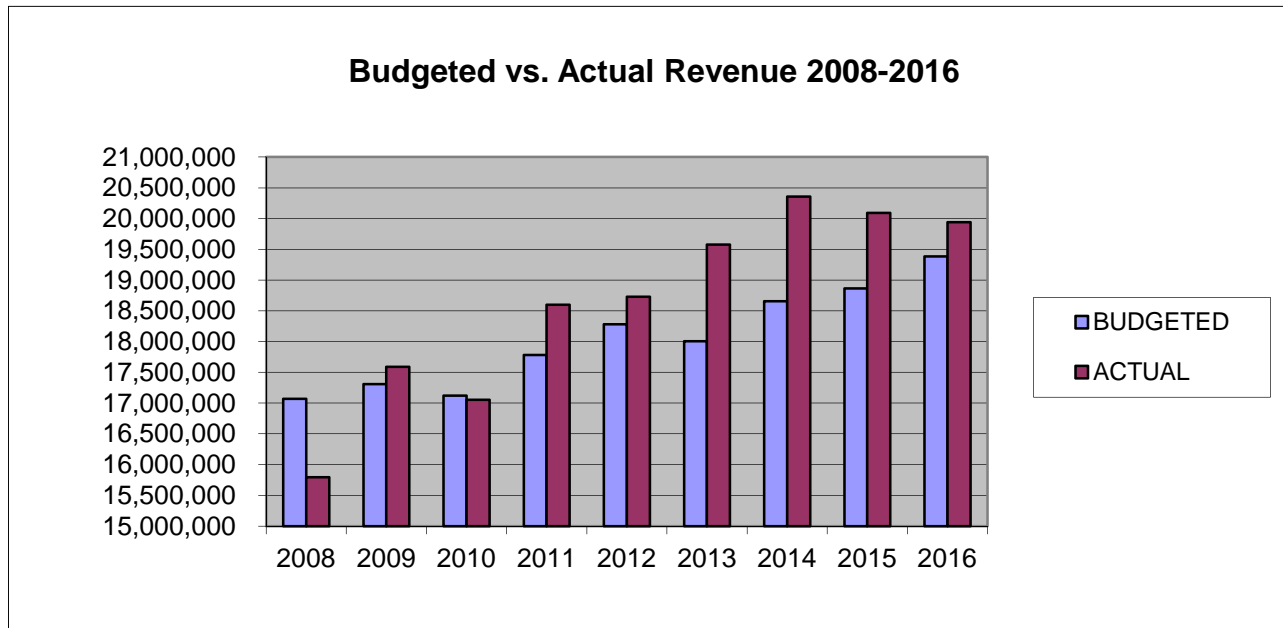
<b>BUDGETED EXPENSES</b>			<b>ACTUAL EXPENSES</b>		
YEAR	AMOUNT	% INCREASE (DECREASE)	YEAR	AMOUNT	% INCREASE (DECREASE)
2008	17,066,662		2008	17,201,502	
2009	17,307,152	1.41%	2009	17,366,960	0.96%
2010	17,119,990	-1.08%	2010	16,927,806	-2.53%
2011	18,576,697	8.51%	2011	18,362,395	8.47%
2012	18,677,813	0.54%	2012	17,812,128	-3.00%
2013	18,670,176	-0.04%	2013	18,471,844	3.70%
2014	19,638,447	5.19%	2014	17,854,996	-3.34%
2015	20,642,503	5.11%	2015	19,232,749	7.72%
2016	20,642,503	0.00%	2016	19,232,749	0.00%



Budget reflects final revised budget.

**CITY OF BEACON  
GENERAL FUND  
BUDGETED vs. ACTUAL REVENUES  
2008-2016**

<b>BUDGETED REVENUES</b> (includes tax levy)			<b>ACTUAL REVENUES</b>		
YEAR	AMOUNT	% INCREASE (DECREASE)	YEAR	AMOUNT	% INCREASE (DECREASE)
2008	17,066,662		2008	15,794,479	
2009	17,307,152	1.41%	2009	17,586,736	11.35%
2010	17,119,990	-1.08%	2010	17,055,223	-3.02%
2011	17,783,201	3.87%	2011	18,599,242	9.05%
2012	18,278,889	2.79%	2012	18,729,604	0.70%
2013	18,003,967	-1.50%	2013	19,577,441	4.53%
2014	18,654,572	3.61%	2014	20,356,882	3.98%
2015	18,865,279	1.13%	2015	20,094,273	-1.29%
2016	19,385,715	2.76%	2016	19,942,253	-0.76%

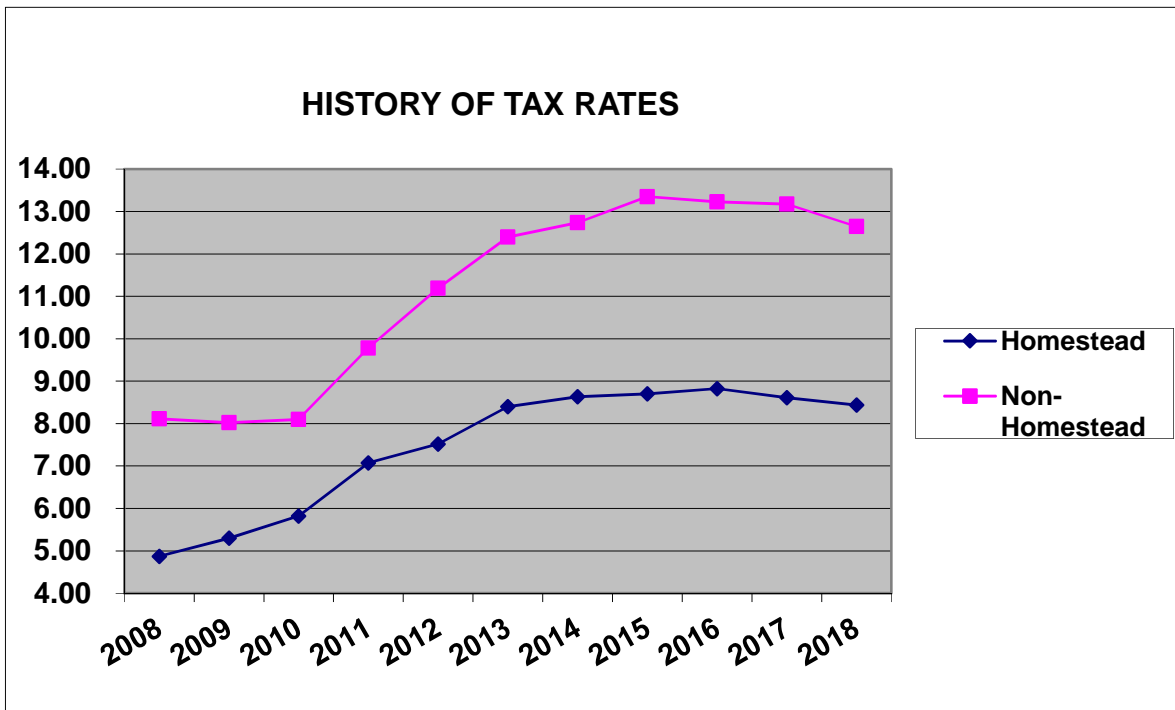


Budget reflects final revised budget.



**CITY OF BEACON  
HISTORY OF TAX RATES  
2008-2018**

Homestead		Non-Homestead	
YEAR	RATE	YEAR	RATE
2008	4.87	2008	8.11
2009	5.30	2009	8.02
2010	5.82	2010	8.10
2011	7.07	2011	9.78
2012	7.52	2012	11.19
2013	8.40	2013	12.40
2014	8.63	2014	12.73
2015	8.70	2015	13.35
2016	8.82	2016	13.23
2017	8.61	2017	13.17
Anticipated 2018	8.44	2018	12.65



## NUMBER OF EMPLOYEES PER DEPARTMENT - ALLFUNDS

Department	ACTUALS AT YEAR END								Budgeted	Budgeted	Budgeted	Budget to Budget Change
	2008	2009	2010	2011	2012	2013	2014	2015	2016	2017	2018	
Administrator	2.0	2.0	2.0	2.0	2.0	2.0	2.0	2.0	2.0	2.0	2.0	-
Assessor	1.0	1.0	1.0	0.5	0.5	0.5	0.5	0.5	0.5	0.5	0.5	-
Building	3.0	3.0	3.0	3.0	3.0	3.0	3.0	3.0	3.0	3.0	3.0	-
City Clerk	3.0	3.0	3.0	3.0	3.0	3.0	1.0	1.0	1.0	1.0	1.0	-
Council	6.0	6.0	6.0	6.0	6.0	6.0	6.0	6.0	6.0	6.0	6.0	-
Finance	3.5	3.5	3.5	3.0	3.0	3.0	5.0	5.0	5.0	5.0	5.0	-
Fire	13.0	13.0	13.0	13.0	13.0	13.0	14.0	14.0	14.0	14.0	14.0	-
Garage	4.0	4.0	4.0	4.0	4.0	4.0	4.0	4.0	4.0	4.0	4.0	-
Highway	12.0	14.0	12.0	10.0	10.0	10.0	10.0	11.0	11.0	11.0	12.0	1.0
Mayor	2.0	2.0	2.0	2.0	1.5	2.0	2.0	2.0	2.0	2.0	2.0	-
Park	2.0	2.0	2.0	2.0	2.0	2.0	2.0	2.0	2.0	2.0	2.0	-
Police	34.0	35.0	35.0	35.0	31.0	31.0	32.0	34.0	34.0	35.0	36.0	1.0
Police (parking)												-
Police Office	2.0	2.0	2.0	2.0	3.0	3.0	3.0	2.5	3.0	3.0	3.0 *	-
Public Buildings	1.0	1.0	1.0	1.0	1.0	1.0	1.5	1.0	1.0	1.0	1.0	-
Recreation	0.5	0.5	0.5	0.5	0.5	0.5	1.0	1.5	1.5	3.0	3.5 **	0.5
Recycle	3.0	3.0	3.0	3.0	3.0	3.0	3.0	3.0	3.0	3.0	2.0 ***	(1.0)
Water	11.0	10.0	8.0	7.0	9.0	10.0	9.0	8.0	10.0	11.0	11.0	-
Sewer	12.0	13.0	11.0	10.0	9.0	10.0	9.0	11.0	11.0	11.0	11.0	-
<b>Totals</b>	<b>115.0</b>	<b>118.0</b>	<b>112.0</b>	<b>107.0</b>	<b>104.5</b>	<b>107.0</b>	<b>108.0</b>	<b>111.5</b>	<b>114.0</b>	<b>117.5</b>	<b>119.0</b>	<b>1.5</b>

\* 2 part time dispatchers = 1 FTE

\*\* In 2017, Recreation had 2 FT, 2 PT = 1 FTE

\*\*\* Reclass of actual location of employees, from recycle to highway

**CITY OF BEACON**  
**2017 EXPENSE EXPLANATIONS**

A1010-101000	<u>COUNCIL - Regular Salaries</u> Salary for six Council Members.
A1010-416000	<u>COUNCIL – Materials and Supplies</u> Provides for routine office supplies and materials.
A1010-444100	<u>COUNCIL – License &amp; Permits</u> Software support for NOVUS agenda.
A1010-452010	<u>COUNCIL – Grant Writing Consultant</u> Provides for grant writing services to the City by a professional grant writer.
A1010-455000	<u>COUNCIL – Videographer</u> Pays for the videotaping of weekly City Council meetings & workshops and the upload of these videos to the City’s website.
A1010-820000	<u>COUNCIL – Social Security</u> City’s required payment of 7.65% of all salary paid to employees.
<hr/>	
A1210-101000	<u>MAYOR - Regular Salaries</u> Salary for Mayor.
A1210-105000	<u>MAYOR - Overtime</u> Used for clerical staff when working beyond the normal work day.
A1210-106000	<u>MAYOR - Clerical Salaries</u> Salary for Mayor’s Secretary.
A1210-190000	<u>MAYOR - Severance/Retirement Payout</u> Provides for payment of accrued, but unused leave time to retirees or employees resigning from the department.
A1210-220000	<u>MAYOR – Office Equipment</u> Provides for general purchase of office equipment, such as calculators and similar office equipment.
A1210-416000	<u>MAYOR – Materials and Supplies</u> Provides for routine office supplies and materials.
A1210-443200	<u>MAYOR – Training</u> Provides for payment of miscellaneous training costs for staff.
A1210-462000	<u>MAYOR-Travel</u> Provides for costs of travel to meetings, conferences and other work related activities.

**CITY OF BEACON**  
**2017 EXPENSE EXPLANATIONS**

A1210-467000	<u>MAYOR – Associations Dues</u> Pays for annual dues to professional organizations, such as the Supervisors & Mayors Association of Dutchess County as well as Patterns for Progress meetings.
A1210-820000	<u>MAYOR – Social Security</u> City’s required payment of 7.65% of all salary paid to employees.
<hr/>	
A1230-101000	<u>ADMINISTRATOR - Regular Salaries</u> Salary for City Administrator.
A1230-101001	<u>ADMINISTRATOR – Acting City Administrator</u> Salary for Acting City Administrator.
A1230-105000	<u>ADMINISTRATOR - Overtime</u> Used for clerical staff when working beyond the normal work day.
A1230-105200	<u>ADMINISTRATOR - Sick Leave Bonus</u> Contractual obligation to pay \$600 to clerical staff using 3 sick days/year or less.
A1230-106000	<u>ADMINISTRATOR - Clerical Salaries</u> Salary for Administrative Assistant to the Administrator (80% of total salary).
A1230-190000	<u>ADMINISTRATOR - Severance/Retirement Payout</u> Provides for payment of accrued, but unused leave time to retirees or employees resigning from the department.
A1230-250000	<u>ADMINISTRATOR – Purchase Equipment</u> Provides for general purchase of office equipment, such as calculators.
A1230-413000	<u>ADMINISTRATOR-Adm Gas &amp; Oil</u> Gas & oil for City Administrators vehicle.
A1230-416000	<u>ADMINISTRATOR – Materials and Supplies</u> Provides for routine office supplies and materials.
A1230-440000	<u>ADMINISTRATOR – Executive Recruitment</u> Provides for the costs related to searching for a new City Administrator.
A1230-443200	<u>ADMINISTRATOR – Training</u> Provides for payment of training costs for staff.
A1230-443204	<u>ADMINISTRATOR – Annual Required Workforce Training</u> Provides for payment of required training costs for all staff including: Workplace Violence, Sexual Harassment, Right to know, and Lockout Tag out, Confined Space etc. This also includes training the Administrator approves for departments not already allocated to their department.

**CITY OF BEACON**  
**2017 EXPENSE EXPLANATIONS**

- A1230-446000     ADMINISTRATOR – Repair of Equipment  
Provides for the costs of repairs for City Administrators vehicle.
- A1230-452000     ADMINISTRATOR – Consultant  
Provides for consultant to help analyze and address the City’s capital and infrastructure needs.
- A1230-462000     ADMINISTRATOR – Travel  
Provides for costs of travel to training, meetings and other work related activities.
- A1230-467000     ADMINISTRATOR – Associations Dues  
Pays for annual dues to professional organizations, such as the International City/County Management Association, Municipal Administrators Management Association and the New York State City/County Management Association.
- A1230-820000     ADMINISTRATOR – Social Security  
City’s required payment of 7.65% of all salary paid to employees.
- 
- A1325-101000     FINANCE - Regular Salaries  
Salary for Director of Finance, 1 Senior Account Clerk Typist, 2 Account Clerk Typist’s and 1 Account Clerk (shares with City Clerk as deputy Clerk).
- A1325-105000     FINANCE - Overtime  
Used for staff when working beyond the normal work day.
- A1325-105200     FINANCE - Sick Leave Bonus  
Contractual obligation to pay \$600 to clerical staff using 3 sick days/year or less.
- A1325-190000     FINANCE-SERANCE/RETIREMENT  
Provides for payment of accrued, but unused leave time to retirees or employees resigning from the department.
- A1325-120000     FINANCE - Health Insurance Buy Out  
This is contractual for CSEA \$2,500 annually paid to employees who opt out of Health Insurance Coverage.
- A1325-250000     FINANCE – Purchase of Equipment  
Provides for general purchase of office equipment, such as a shredder.
- A1325-416000     FINANCE – Materials and Supplies  
Provides for routine office supplies and materials.
- A1325-440700     FINANCE – Annual Audit  
Cost of annual audit and additional financial services.
- A1325-440702     FINANCE – GASB 45 Evaluation  
Cost of actuarial services to determine health benefit liability.

**CITY OF BEACON**  
**2017 EXPENSE EXPLANATIONS**

A1325-441500	<u>FINANCE – Computer Support/Data Proc. Ser.</u> Provides for annual maintenance of MUNIS computer system.
A1325-443200	<u>FINANCE – Training</u> Provides for payment of training costs for staff including GFOA conferences and seminars regarding payroll and health benefits.
A1325-452002	<u>FINANCE – Financial Consultant</u> Provides for additional financial assistance on an as needed basis.
A1325-462000	<u>FINANCE – Travel</u> Provides for costs of travel to training, meetings and other work related activities.
A1325-467000	<u>FINANCE – Association Dues</u> Pays for annual dues to professional organizations, such as GFOA.
A1325-820000	<u>FINANCE – Social Security</u> City’s required payment of 7.65% of all salary paid to employees.
<hr/>	
A1355-109100	<u>ASSESSMENT - Part Time Clerical</u> Salary for 1 Part-Time Assessor Aide.
A1355-416000	<u>ASSESSMENT – Materials and Supplies</u> Provides for routine office supplies and materials.
A1355-450200	<u>ASSESSMENT – Appraisers</u> Cost for appraiser services for certain court cases.
A1355-452009	<u>ASSESSMENT – Joint Assessor Agreement</u> Salary & associated employment costs for shared Assessor per agreement with East Fishkill.
A1355-820000	<u>ASSESSMENT – Social Security</u> City’s required payment of 7.65% of all salary paid to employees.
<hr/>	
A1362-441500	<u>TAX ADVERTISING &amp; EXPENSE – Computer Support/Data Proc. Ser.</u> Provides for the payment of fees to Dutchess County for the processing and printing of tax bills and related information.
<hr/>	
A1364-468001	<u>PROPERTY ACQUIRED – Expense on Property Acquired</u> Provides for the cost maintaining and for resale of properties acquired for taxes.
<hr/>	
A1380-461200	<u>FISCAL AGENT FEES – Fiscal Agent Fees</u> Payment to Bond Counsel and Financial Advisor for bond/note preparation issuance.

**CITY OF BEACON**  
**2017 EXPENSE EXPLANATIONS**

A1380-461202	<u>FISCAL AGENT FEES – Annual Filing Statement</u> Annual payment to Financial Advisor to file required Annual Financial Disclosure report per SEC ruling.
<hr/>	
A1410-101000	<u>CITY CLERK - Regular Salaries</u> Salaries for 1 City Clerk.
A1410-105000	<u>CITY CLERK - Overtime</u> Used for staff when working beyond the normal work day.
A1410-105200	<u>CITY CLERK - Sick Leave Bonus</u> Contractual obligation to pay \$600 to clerical staff using 3 sick days/ year or less.
A1410-120000	<u>CITY CLERK - Health Insurance Buy Out</u> This is contractual for CSEA \$2,500 annually paid to employees who do not opt for Health Insurance Coverage.
A1410-416000	<u>CITY CLERK – Materials and Supplies</u> Provides for routine office supplies and materials.
A1410-440801	<u>CITY CLERK – Filing Fee – Dutchess County Clerk</u> Costs charged by the County to file local laws adopted by City Council.
A1410-441000	<u>CITY CLERK – Book Binding</u> Binding costs for minutes, births, deaths, marriages for document preservation.
A1410-441400	<u>CITY CLERK – Codification</u> Annual fee from General Code plus annual supplements submitted to update code books/e-code.
A1410-441400	<u>CITY CLERK – Software Support</u> Provides for software support for E-Code and Laser fiche.
A1410-443200	<u>CITY CLERK – Training</u> Provides for payment of training costs for staff.
A1410-445100	<u>CITY CLERK – Maintenance of Equipment</u> Provides for the cost of maintaining department equipment, including the cost of the Clerk’s Office software.
A1410-447000	<u>CITY CLERK – Rental of Equipment</u> Covers the cost of the postage machine.
A1410-462000	<u>CITY CLERK – Travel</u> Provides for costs of travel to training, meetings and other work related activities.
A1410-465000	<u>CITY CLERK – Postage</u>

**CITY OF BEACON**  
**2017 EXPENSE EXPLANATIONS**

Provides for costs of postage for all City departments annual renewal fee, bulk mailings, and Fed-Ex/UPS charges for all departments as needed.

A1410-467000	<u>CITY CLERK – Association Dues</u> Pays for annual dues to professional organizations.
A1410-470100	<u>CITY CLERK-Advertising</u> Required publishing of announcements in public newspapers such as bids as well as advertisements for employment.
A1410-820000	<u>CITY CLERK – Social Security</u> City’s required payment of 7.65% of all salary paid to employees.
<hr/>	
A1420-450400	<u>LAW - Attorneys</u> Provides for general fund portion of cost of City Attorney.
A1420-450426	<u>LAW-Hiddenbrooke</u> Provides for legal services associated with Hiddenbrooke properties.
A1420-450433	<u>LAW – Tax Certiorari Matters</u> Provides for legal services related to tax certiorari cases.
A1420-450436	<u>LAW-In Rem</u> Provides for legal advertising, filing and similar costs related to the in rem & foreclosure process.
A1420-450437	<u>LAW-Property Assessment Settlement</u> Provides for settlements related to litigation over property assessments.
A1420-450439	<u>LAW - CSEA Matters</u> Provides for the City’s legal services associated with CSEA Union.
A1420-450440	<u>LAW – IAFF/Fire Matters</u> Provides for the City’s legal services associated with IAFF Union.
A1420-450442	<u>LAW – PBA Matters</u> Provides for the City’s legal services associated with PBA Union.
A1420-450450	<u>LAW – Base Proportion Case</u> Provides for legal services related to this litigation not otherwise covered by insurance.
A1420-450454	<u>LAW- Employee Discipline</u> Provides for legal expenses related to employee discipline cases.
A1420-450461	<u>LAW- Traffic Court</u> Provides for legal expenses related defending traffic court tickets.
A1420-450600	<u>LAW – Arbitrators</u>



**CITY OF BEACON**  
**2017 EXPENSE EXPLANATIONS**

Provides for costs of arbitrators, as needed.

- A1420-452000     LAW – Consultant  
Provides for legal services of labor counsel.
- A1420-456500     LAW – Civil Action Expense  
Provides for miscellaneous legal costs not otherwise budgeted, as needed.
- 

- A1440-454000     ENGINEERING - Engineers  
Provides for engineering services required by the City that are not accounted for in the Capital Projects Fund.
- 

- A1620-101000     PUBLIC BUILDINGS - Regular Salaries  
Salary for 1 Laborer who provides cleaning services for City Hall.
- A1620-105000     PUBLIC BUILDINGS - Overtime  
Used for staff when working beyond the normal work day.
- A1410-105200     PUBLIC BUILDINGS - Sick Leave Bonus  
Contractual obligation to pay \$600 to clerical staff using 3 sick days/ year or less.
- A1620-119000     PUBLIC BUILDINGS - Clothing Allowance  
This is contractual for CSEA \$600 annually and paid in two installments.
- A1620-250000     PUBLIC BUILDINGS – Equipment  
Provides for purchase of equipment for buildings such as vacuums.
- A1620-411000     PUBLIC BUILDINGS – Cleaning Supplies  
Provides for cleaning supplies for all public buildings.
- A1620-412600     PUBLIC BUILDINGS – Mun. Center Gas/Oil for Heat  
Provides for utility costs for heating municipal center.
- A1620-412610     PUBLIC BUILDINGS – Beacon Engine Gas/Oil for Heat  
Provides for utility costs for heating Beacon Engine.
- A1620-412620     PUBLIC BUILDINGS – Tompkins Hose Gas/Oil for Heat  
Provides for utility costs for heating Tompkins Hose.
- A1620-412630     PUBLIC BUIDLINGS – Mase Hook & Ladder Gas/Oil for Heat  
Provides for utility costs for heating Mase Hook & Ladder.
- A1620-412640     PUBLIC BUILDINGS – Memorial Building Gas/Oil for Heat  
Provides for utility costs for heating memorial building.
- A1620-416000     PUBLIC BUILDINGS – Materials and Supplies

**CITY OF BEACON**  
**2017 EXPENSE EXPLANATIONS**

Provides for costs of building supplies such as gloves, vacuum bags, mop buckets, runners, and brooms.

- A1620-417700     PUBLIC BUILDINGS – Sanitary and Paper Supplies  
Provides for costs of toilet paper and paper towels for all public buildings.
- A1620-422000     PUBLIC BUILDINGS – Municipal Center Electric  
Provides for electricity costs for municipal center.
- A1620-422005     PUBLIC BUILDINGS-Welcome Center  
Provides for electricity costs at Welcome Center.
- A1620-422010     PUBLIC BUILDINGS – Beacon Engine Electric  
Provides for electricity costs for Beacon Engine.
- A1620-422020     PUBLIC BUILDINGS – Tompkins Hose Electric  
Provides for electricity costs for Tompkins Hose.
- A1620-422030     PUBLIC BUILDINGS – Mase Hook & Ladder Electric  
Provides for electricity costs for Mase Hook & Ladder.
- A1620-422040     PUBLIC BUILDINGS – Memorial Building Electric  
Provides for electricity costs for memorial building.
- A1620-422060     PUBLIC BUILDINGS – Area Lights Electric  
Provides for electricity costs of Area lights.
- A1620-442000     PUBLIC BUILDINGS – Exterminator  
Provides for bug and rodent removal at City Hall.
- A1620-423003     PUBLIC BUILDINGS – Court Phone  
Prorated cost of City telephone service attributed to the Court.
- A1620-444000     PUBLIC BUILDINGS – Janitor Service  
Used for carpet cleaning twice per year.
- A1620-445100     PUBLIC BUILDINGS – Maintenance of Equipment  
Used for maintenance agreements for telephones, fire alarms, garage doors, elevator, AC, generators.
- A1620-446800     PUBLIC BUILDINGS – Parking Lot Repairs  
Provides for repairs to municipal parking lots such as crack fill, paving and curb replacement.
- A1620-447300     PUBLIC BUILDINGS – Repair of Real Property  
Provides for repairs to municipal buildings such as HVAC, roofs, plumbing, electrical, windows not otherwise budgeted under specific location line items.
- A1620-447301     PUBLIC BUILDINGS – Repair of Municipal Center

**CITY OF BEACON**  
**2017 EXPENSE EXPLANATIONS**

Provides for repairs to municipal buildings such as HVAC, roofs, plumbing, electrical, windows.

A1620-447302      PUBLIC BUILDINGS – Repair of Memorial Building Repair  
Provides for repairs to municipal buildings such as HVAC, roofs, plumbing, electrical, windows.

A1620-447307      PUBLIC BUILDINGS-Repair of Firehouses

A1620-820000      PUBLIC BUILDINGS – Social Security  
City's required payment of 7.65% of all salary paid to employees

---

A1650-250000      CENTRAL COMMUNICATIONS-Equipment  
Cost to purchase new phone system, City wide.

A1650-423000      CENTRAL COMMUNICATIONS-Telephones  
Cost of all City Telephones.

A1650-423001      CENTRAL COMMUNICATIONS-Cell Phones  
Cost of all City cell phones.

---

A1670-446000      CENTRAL PRINTING-Printing/ Copier Lease-Downstairs  
Provides for copier lease and color printing charges for copier on 1<sup>st</sup> floor.

A1670-446002      CENTRAL PRINTING-Printing/Copier Lease-Upstairs  
Provides for copier lease and color printing charges for copier on 3<sup>rd</sup> floor.

A1670-446003      CENTRAL PRINTING-Printing/Copier Lease-Police  
Provides for copier lease and color printing charges for copier on the Police floor.

---

A1680-250000      TECHNOLOGY – Purchase Equipment  
Provides for city-wide purchase of electronic equipment, such as computers, printers, computer parts. Does not include costs unique to a particular department. Water and sewer department needs are covered under the water and sewer funds.

A1680-410400      TECHNOLOGY – Web Site Fees  
Pays for host fees and similar costs for the City's website. The City has entered into a shared services agreement with Dutchess County for the provision of website services.

A1680-444100      TECHNOLOGY – Professional License & Permit Fees  
Provides for payment of license and permit fees that are needed for city-wide purposes. License and permit fee payments specific to a particular department are charged to the individual department's line item. Water and sewer department needs are covered under the water and sewer funds.

A1680-452003      TECHNOLOGY – IT Consultant

**CITY OF BEACON**  
**2017 EXPENSE EXPLANATIONS**

Provides for the professional services of a technology consultant to manage and maintain the technology needs of the City's administrative offices. Water and sewer department needs are covered under the water and sewer funds.

---

A1910-430000      INSURANCE – Package Policy  
Provides for payment of insurance premiums for most lines of the City's insurance program.

A1910-432100      INSURANCE – Volunteer Accident  
Provides for payment of insurance premiums for volunteers serving in various capacities on behalf of the City.

A1910-434000      INSURANCE-Deductibles  
Deductible paid on claims.

---

A1920-467000      ASSOCIATION DUES  
Provides for payment of dues to the Arbor Day Foundation, Patterns for Progress, Dutchess County Planning Federation, and Historic Hudson Rivers Association.

A1920-467100      ASSOCIATION DUES - NYCOM  
Provides for payment of dues to New York Conference of Mayors.

---

A1980-400000      GENERAL ADMINISTRATION – PMT of MTA Payroll Tax  
NYS mandated Metropolitan Commuter Transportation Mobility Tax. It is .0034% of the total Gross wages paid each week.

---

A1990-400001      CONTINGENCY FUND  
Provides funding for general fund obligations not otherwise budgeted.

A1990-400004      CONTINGENCY – Retirement  
Provides funding for general fund severance payments anticipated, but not assigned.

---

A3120-100200      POLICE - Chief Salary  
Salary for 1 Police Chief.

A3120-100300      POLICE – Captain  
Salary for 1 Police Captain.

A3120-101000      POLICE - Regular Salaries  
Salary for 2 Lieutenants, 7 Sergeant's and 20 Police Officers.

**CITY OF BEACON**  
**2017 EXPENSE EXPLANATIONS**

- A3120-101002     POLICE-Police Retro  
Salary for contractual increases paid to PBA members for retroactive pay.
- A3120-102000     POLICE - Crossing Guards  
Salary for Crossing Guards and for overtime to the Highway Department employees who cover locations when crossing guards are absent.
- A3120-104000     POLICE-Matron Salary  
Provides for minimal stipend to have female supervision over women in jail.
- A3120-105000     POLICE - Overtime  
Used for staff when working beyond the normal work day.
- A3120-105001     POLICE - Overtime – Buckle Up NY  
Used for staff when performing duties related to Buckle Up NY Grant. Combined in 2017 with A3120-105008 Police Traffic Services
- A3120-105004     POLICE - Overtime – Stop DWI  
Used for staff when performing duties related to Stop DWI Grant.
- A3120-105008     POLICE – Overtime – Police Traffic Services  
Used for staff when performing duties related to Police Traffic Services Grant.
- A3120-105017     POLICE-OT Impact Tools  
Used for staff when performing duties related to the Federal Impact Tools Grant.
- A3120-105018     POLICE-OT Events  
Used for staff when performing duties related to recreation events.
- A3120-105200     POLICE - Sick Leave Bonus  
This is contractual for PBA \$200 paid to employees using less than 5 sick days per year.
- A3120-105201     POLICE – Out of Title  
Used for Out of Title pay when officers work in a higher title.
- A3120-105400     POLICE – K-9 Care  
Used to pay 1 K-9 officer compensation for caring for the police dog.
- A3120-105500     POLICE – Training Stipend  
Used to pay Police Captain for firearms training for City police.
- A3120-106000     POLICE – Clerical Salaries  
Salaries for 2 Senior Typists (one @ 50% of total salary, the rest of the salary is in (A3130.106000)).
- A3120-106001     POLICE – Police Assistant  
Salary for 2 part-time civilian police assistants.
- A3120-108001     POLICE – Holiday Pay

**CITY OF BEACON**  
**2017 EXPENSE EXPLANATIONS**

Contractual payment to officers who opt to receive a lump sum payment for holidays instead of taking off the actual holiday.

- A3120-119000     POLICE – Clothing Allowance  
This is contractual payment of \$700 per year per officer.
- A3120-120000     POLICE – Health Insurance Buy Out  
This is a contractual payment for PBA members of \$2,500 annually paid to employees who do not use the City’s health insurance coverage.
- A3120-190000     POLICE-Severance/Retirement Pay  
Provides for payment of accrued, but unused leave time to retirees or employees resigning from the department.
- A3120-220000     POLICE – Office Equipment  
Provides for general purchase of office equipment, such as calculators and similar office equipment.
- A3120-220001     POLICE – Computer Equipment  
Funding for departmental computer and technological equipment and software and computers for patrol vehicles.
- A3120-250000     POLICE – Equipment  
Provides for the funding of vehicles to replace patrol vehicles and other necessary equipment.
- A3120-250040     POLICE – Equipment – Homeland Security  
Provides for the funding of equipment per the Homeland Security grant.
- A3120-250090     POLICE - Equipment-Byrne  
Provides for equipment purchases reimbursed by a Federal Byrne grant.
- A3120-251200     POLICE – Body Armor  
Funding for purchase of body armor vests.
- A3120-412400     POLICE – Fire Arms  
Provides funding for items essential for the operation of the firearms training unit, the tactical and sniper teams, as well as for the training and protection of all sworn members of the department. Includes ammunition, gun repair, targets, firearm parts and maintenance, lethal weapons, equipment and range supplies.
- A3120-412401     POLICE – Less Lethal  
Provides funding for non Fire-arm types of equipment such as tasers or other crowd control type items.
- A3120-413000     POLICE – Gas & Diesel  
Funding for gasoline and oil for the department’s vehicles.
- A3120-416000     POLICE – Materials and Supplies

**CITY OF BEACON**  
**2017 EXPENSE EXPLANATIONS**

Provides for routine office supplies and materials.

- A3120-416700     POLICE – Dog Food  
Funding for food supply and related canine care equipment needed for the general upkeep of the department's 1 police K9.
- A3120-416800     POLICE – Tickets  
Funding for continued management of parking ticket enforcement by the department.
- A3120-417501     POLICE – Child Safety Program – Grant  
Funding for purchasing child safety seats for distribution to the public, funded totally by a state grant.
- A3120-418900     POLICE – Traffic Lights  
Funding for maintenance and upkeep of the traffic lights.
- A3120-419000     POLICE – Clothing Repairs  
Funding for the repair or replacement of an officer's uniform part(s) that have been damaged as a result of job related enforcement activities.
- A3120-422015     POLICE – Camera Electric  
Provides for electric costs associated with the Police cameras.
- A3120-440200     POLICE – Auto Body Repairs  
Funding for repairs and maintenance of all department vehicles (marked, unmarked and support units).
- A3120-443200     POLICE – Training  
Provides for payment of training costs for staff.
- A3120-443203     POLICE – Candidate Evaluation  
Provides for psychological and background checks for candidates.
- A3120-445100     POLICE – Maintenance of Equipment  
Funding for service and maintenance contracts for departmental computer system, phone recording system, computerized date filing system, radar/lidar system and vehicle emergency equipment (lights, sirens).
- A3120-447000     POLICE – Rental of Equipment  
Funding for lease, service, maintenance and repair of departmental 2-way and interagency radio equipment (base station, mobile units and portables).
- A3120-447200     POLICE – Repair of Equipment  
Funding for general maintenance and repair to the department's vehicle fleet, both for service provided by city garage as well as by area auto dealerships.
- A3120-453000     POLICE – Medical Emergency Services
- A3120-459300     POLICE – Veterinary Services

**CITY OF BEACON**  
**2017 EXPENSE EXPLANATIONS**

Funding for routine emergency veterinary care for the department's two police service dogs.

A3120-462000	<u>POLICE – Travel</u> Provides for costs of travel to training, meetings and other work related activities.
A3120-464000	<u>POLICE – Meals, Laundry</u> Funding for prisoner meals and cleaning of prisoner bedding/jumpsuits.
A3120-467000	<u>POLICE – Association Dues</u> Pays for annual dues to professional organizations.
A3120-810000	<u>POLICE – Retirement</u> Provides for pension costs billed by the State.
A3120-820000	<u>POLICE – Social Security</u> City's required payment of 7.65% of all salary paid to employees.
<hr/>	
A3130-101000	<u>DETECTIVES – Regular Salaries</u> Salaries for 5 Detectives.
A3130-101002	<u>DETECTIVES-RETRO</u> Salary for contractual increases paid to PBA members for retroactive pay.
A3130-105000	<u>DETECTIVES – Overtime</u> Used for staff when working beyond the normal work day.
A3130-105015	<u>DETECTIVES - OT Drug Enforcement Task Force</u> Used for staff when performing duties related to Drug Enforcement Task Force Grant.
A3130-105017	<u>DETECTIVES - OT Impact Tools</u> Used for staff when performing duties related to the Federal Impact Tools Grant.
A3130-105200	<u>DETECTIVES-Sick Leave Bonus</u> This is contractual for PBA \$200 paid to employees using less than 5 sick days per year.
A3130-105202	<u>DETECTIVES – On Call Stipend</u> This is a contractual payment of \$200 weekly to a detective who serves on-call.
A3130-106000	<u>DETECTIVES-Clerical Salaries</u> 50% of salary of 1 senior typist.
A3130-108001	<u>DETECTIVES – Holiday Pay</u> Contractual payment to detectives who opt to receive a lump sum payment for holidays instead of taking off the actual holiday.
A3130-119000	<u>DETECTIVES – Clothing Allowance</u> This is contractual payment of \$600 per year per detective.



**CITY OF BEACON  
2017 EXPENSE EXPLANATIONS**

A3130-120000	<u>DETECTIVES-Health Insurance Buyout</u> This is a contractual payment for officers of \$2,500 annually paid to employees who do not use the City's health insurance coverage.
A3130-190000	<u>DETECTIVES – Severance/Retirement Pay</u> Provides for payment of accrued, but unused leave time to retirees or employees resigning from the department.
A3130-250000	<u>DETECTIVES - Equipment</u> Provides for purchase of equipment, including cameras and recording devices to document interviews.
A3130-416000	<u>DETECTIVES – Materials and Supplies</u> Used for miscellaneous office supplies as well as latent fingerprint collection, evidence collection, batteries, DNA collection, audio cassettes, VHS tapes and DVD, law books, periodicals, reference materials.
A3130-416500	<u>DETECTIVES – Photo Supplies</u> Used for camera batteries, digital compact discs, photo paper, reprints and enlargements for DA and courts.
A3130-462002	<u>DETECTIVES – Prisoner Transport</u> Provides for costs related to transportation of defendants and/or fugitives from out of the immediate area, for which some require meals, fuel or lodging.
A3130-468200	<u>DETECTIVES – Towing/Impounds</u> Cost of vehicle seizure, towing, secure impound facility fees.
A3130-820000	<u>DETECTIVES – Social Security</u> City's required payment of 7.65% of all salary paid to employees.
<hr/>	
A3410-100200	<u>FIRE-Fire Chief Salary</u> Salary for 1 Fire Chief.
A3410-101000	<u>FIRE - Regular Salaries</u> Salaries for 12 Career Firefighters and 1 career Lieutenant.
A3120-101002	<u>FIRE – Retro Pay</u> Salary for contractual increases paid to IAFF members for retroactive pay.
A3410-103600	<u>FIRE – Career Training</u> Funds for up to \$8,500 for an Instructor to instruct the NYS mandated career firefighter's training.
A3410-103700	<u>FIRE – Training Certification</u>

**CITY OF BEACON**  
**2017 EXPENSE EXPLANATIONS**

Provides for the contractual payment of \$2,000 per year for each employee who maintains a NYS Emergency Medical Technician certification.

- A3410-105101      FIRE – Overtime  
Used for staff when working beyond the normal work day paid at straight time.
- A3410-105200      FIRE – Sick Leave Bonus  
This is contractual for IAFF \$200 paid to employees using 2 or less sick days per year.
- A3410-105203      FIRE – Sick Leave Sell Back  
Per the IAFF contract, each employee can sell back up to 2 sick days at their hourly rate, but must have at least 34 sick leave accruals to receive.
- A3410-119000      FIRE – Clothing Allowance  
This is contractual for IAFF \$600 annually and paid in two installments.
- A3410-120000      FIRE – Health Insurance Buy Out  
This is contractual for IAFF \$2,500 annually paid to employees who do not opt for Health Insurance Coverage.
- A3410-190000      FIRE – Severance/Retirement Pay Out  
Provides for payment of accrued, but unused leave time to retirees or employees resigning from the department.
- A3410-250000      FIRE – Equipment  
Fire hoses, hose appliances, nozzles, extrication equipment, electric water pumps, rescue saw blades, lock out kits, hand tools, fire gloves, fire hoods, fire helmets, shields, SCBA Harnesses, SCBA face masks, SCBA air cylinders, flash lights, batteries, safety goggles, fire coats, fire bunker pants, leather fire boots, water rescue equipment, portable fire extinguishers. Maintain motors on portable rescue saws and fans.
- A3410-250013      FIRE- Purchase Equipment for Training  
Training computer software, training props, AV equipment
- A3410-250028      FIRE – Purchase Confined Space Equip  
Preventive maintenance and replacement of gas detection meters. Calibration gases, safety harnesses, rope, and OSHA required equipment.  
The City FD serves as the confined space entry team for the City water and sewer departments.
- A3410-413000      FIRE – Gas and Diesel  
Funding for gasoline and oil for the department’s vehicles.
- A3410-416000      FIRE – Materials and Supplies  
Publications, subscriptions, office supplies, (print cartridges, paper, envelopes), FCC license, computer software, emergency medical supplies.
- A3410-432201      FIRE – Volunteer Services Award Program

**CITY OF BEACON**  
**2017 EXPENSE EXPLANATIONS**

Provides for annual City contributions to the Length of Service Award Program (LOSAP) for volunteer firefighters.

- A3410-441500     FIRE-Computer Support/Data Processing Service  
This line covers technical support for department management software.
- A3410-443200     FIRE – Recruit and Officer Training  
Yearly training for career and volunteer firefighters outside the city, outside instructors, new career 14 week firefighter recruit classes, volunteer officer training classes, NYS mandated volunteer fire training.
- A3410-447200     FIRE – Repair of Equipment  
Repairs for all departmental apparatus and equipment. Preventive maintenance for 2 staff vehicles and 5 fire apparatus. Tires, batteries, brakes, exhaust, annual fire pump testing, ground and aerial testing. Fire hose testing and repairs. Repair of fire hose appliances. Repair emergency warning lights and radios. Repair SCBA harnesses, hydro test SCBA bottles. Maintenance for the in Station SCBA filling station. Refilling and repairing fire extinguishers.
- A3410-453700     FIRE – Employee Physicals  
Mandated annual physicals for all firefighters.
- A3410-461900     FIRE – Fire Prevention  
Annual costs for fire prevention programs. Children’s educational coloring books, hats, and handouts.
- A3410-462000     FIRE-Travel  
Provides for travel costs related to conferences and training.
- A3410-467000     FIRE- Association Dues  
International Fire Chief’s Association, New York State Fire Chief’s Association, Dutchess County Fire Chief’s Association
- A3410-810000     FIRE - Retirement  
Provides for pension costs billed by the State.
- A3410-820000     FIRE – Social Security  
City’s required payment of 7.65% of all salary paid to employees.
- 
- A3510-103101     ANIMAL CONTROL – Animal Warden  
Salary for 2 Part-Time Animal Wardens.
- A3510-413000     ANIMAL CONTROL-Gas & Diesel  
Gas and Oil costs for animal control van.
- A3510-416000     ANIMAL CONTROL – Materials and Supplies  
Provides for routine supplies for van as well as annual vaccines and titers for officers.

**CITY OF BEACON**  
**2017 EXPENSE EXPLANATIONS**

A3510-445100	<u>ANIMAL CONTROL –Maintenance of Equipment</u> Provides for costs associated with maintaining animal control van.
A3510-447200	<u>ANIMAL CONTROL – Repair of Equipment</u> Provides for the cost of repairing department equipment.
A3510-459300	<u>ANIMAL CONTROL – Veterinary Services</u> Provides for costs for veterinary services as required.
A3510-459301	<u>ANIMAL CONTROL – Dog Housing</u> Provides for costs associated with housing animals.
A3510-820000	<u>ANIMAL CONTROL – Social Security</u> City’s required payment of 7.65% of all salary paid to employees
<hr/>	
A3620-101000	<u>BUILDING DEPARTMENT – Regular Salaries</u> Salaries for 2 Deputy Building Inspectors and 1 Typist.
A3620-105000	<u>BUILDING DEPARTMENT – Overtime</u> Used for staff when working beyond the normal work day.
A3620-105200	<u>BUILDING DEPARTMENT – Sick Leave Bonus</u> Contractual obligation to pay \$600 to clerical staff using less than 3 sick days/year.
A3620-120000	<u>BUILDING DEPARTMENT – Health Insurance Buy Out</u> This is contractual for CSEA \$2,500 annually paid to employees who do not opt for Health Insurance Coverage.
A3620-250000	<u>BUILDING DEPARTMENT- Equipment</u> Provides for equipment purchases.
A3620-411900	<u>BUILDING DEPARTMENT – Educational Supplies</u> Covers subscriptions and updates to various codes and standards as well as reference material used for administration of the code.
A3620-413000	<u>BUILDING DEPARTMENT – Gas and Diesel</u> Provides gasoline for 3 vehicles.
A3620-416000	<u>BUILDING DEPARTMENT – Materials and Supplies</u> Provides for routine office supplies and materials.
A3620-441500	<u>BUILDING DEPARTMENT – Computer Support/Data Proc. Serv.</u> This line covers technical support for Building Department management software.
A3620-442400	<u>BUILDING DEPARTMENT – Emergency Secure Buildings</u> Funds used to secure buildings and to utilize other code-related remedies when a property Owner is not available or uncooperative. Costs are then attached as a lien on the property.

**CITY OF BEACON  
2017 EXPENSE EXPLANATIONS**

A3620-443200	<u>BUILDING DEPARTMENT – Training</u> Provides for payment of training costs for staff - 25 hours of in service training are required for each inspector to maintain certification.
A3620-446000	<u>BUILDING DEPARTMENT – Printing</u> Provides for the costs of the copier related to the department.
A3620-447200	<u>BUILDING DEPARTMENT – Repair of Equipment</u> This line covers all repairs to vehicles and equipment, such as computers, printers, cameras, and radios.
A3620-820000	<u>BUILDING DEPARTMENT – Social Security</u> City’s required payment of 7.65% of all salary paid to employees.
<hr/>	
A5110-101000	<u>HIGHWAY – Regular Salaries</u> Salaries for 1 Senior Working Foreman, 4 Heavy Motor Equipment Operators, 2 Motor Equipment Operators, 1 Maintenance Mechanic, 1 Maintenance Worker, 2 Laborers, 1 Head Auto Mechanic, 1 Senior Auto Mechanic, 1 Auto Mechanic and 1 Auto Mechanic Helper..
A5110-103100	<u>HIGHWAY – Temporary Position</u> Salary for temporary summer positions.
A5110-105000	<u>HIGHWAY – Overtime</u> Used for staff when working beyond the normal work day.
A5110-105200	<u>HIGHWAY – Sick Leave Bonus</u> Contractual obligation to pay \$600 to staff using 3 sick days/ year or less.
A5110-112500	<u>HIGHWAY – Meals</u> Per the CSEA contract, \$7 is paid to employees who work at least 2 hours above the regular workday and additionally for every 4 hours worked thereafter.
A5110-119000	<u>HIGHWAY – Clothing Allowance</u> This is contractual for CSEA \$600 annually per employee and paid in two installments.
A5110-120000	<u>HIGHWAY – Health Insurance Buy Out</u> This is contractual for CSEA \$2,500 annually paid to employees who do not opt for Health Insurance Coverage.
A5110-190000	<u>HIGHWAY – Severance/Retirement Pay Out</u> Provides for payment of accrued, but unused leave time to retirees or employees resigning from the department.
A5110-250000	<u>HIGHWAY-Purchase of Equipment</u> Provides for equipment purchases.
A5110-410100	<u>HIGHWAY – Anti-Freeze</u>

**CITY OF BEACON**  
**2017 EXPENSE EXPLANATIONS**

Used to purchase anti-freeze for all City vehicles.

- A5110-411200     HIGHWAY – Concrete  
Used to repair city sidewalks.
- A5110-411300     HIGHWAY – Blacktop  
Used for repairing potholes, low ditches, and cold patch in winter season.
- A5110-411400     HIGHWAY – Cement  
Used for repair of catch basins, repairs to buildings as needed.
- A5110-412300     HIGHWAY – Fence  
Used for repair or replacement of fences located at parks and Matteawan Road.
- A5110-412660     HIGHWAY – Highway Gas for Heat  
Utility costs for Highway building.
- A5110-412801     HIGHWAY – Flags  
Used to replace worn flags and replace new poles on Main Street, as needed.
- A5110-412802     HIGHWAY – Flowers  
Used to purchase flowers for Main Street and parks.
- A5110-413000     HIGHWAY – Gas and Diesel  
Used for fuel for department vehicles.
- A5110-413001     HIGHWAY-BVAC GAS  
Gas used by BVAC. Reimbursed 100% by BVAC.
- A5110-413200     HIGHWAY – Grates  
Used to repave cracked catch basins and storm water manholes.
- A5110-413002     HIGHWAY- Vehicle Oil  
Used for provide motor oil for vehicles.
- A5110-413500     HIGHWAY – Grease and Lubes  
Used to purchase oil for all City vehicles.
- A5110-415400     HIGHWAY – Tools  
Used for rakes, shovels, picks, brooms, saw blades, drill bits.
- A5110-416000     HIGHWAY – Materials and Supplies  
Used to purchase items such as grass seed, hay, bee spray, tarps, chains for saws, weed whacker string.
- A5110-416300     HIGHWAY – Paints  
Used to purchase marking paints for mark outs and paint at all public buildings.
- A5110-416400     HIGHWAY – Pipe

**CITY OF BEACON**  
**2017 EXPENSE EXPLANATIONS**

Used to restock material for emergency pipe jobs.

- A5110-417000     HIGHWAY – Radio Supplies  
Provides for repairs to radios, batteries, antennas and similar items.
- A5110-417100     HIGHWAY – Road Markings  
Provides for striping of single, double, yellow and white road lines, stop bars, crosswalks and parking spaces on Main St.
- A5110-417500     HIGHWAY – Safety Supplies  
Used for barrels, cones, men working signs, first aid supplies, vests, hard hats, and similar items.
- A5110-417900     HIGHWAY – Signs and Posts  
Used to purchase materials for street signs.
- A5110-417903     HIGHWAY – Welcome Signs  
Used to purchase 4 new historic “Welcome to Beacon” signs.
- A5110-418200     HIGHWAY – Stone  
Used to purchase Item 4, crushed stone, mason sand, and similar road materials.
- A5110-418600     HIGHWAY – Tubes and Tires  
Provides for costs of tubes and tires for DPW trucks and machines.
- A5110-418800     HIGHWAY – Tar  
Used to purchase crackfill for city streets.
- A5110-419000     HIGHWAY – Uniform Cleaning  
Funding for cleaning of uniforms for garage personnel.
- A5110-419600     HIGHWAY – Weed Control  
Used to purchase weed control supplies, such as Round Up, fertilizer, grub control.
- A5110-419700     HIGHWAY GARAGE – Welding Supplies  
Provides for costs of welding supplies.
- A5110-422080     HIGHWAY – Highway Electric  
Provides for annual electricity costs for Highway building.
- A5110-446000     HIGHWAY – Printing  
Used to cover costs related to printing bids in local papers.
- A5110-447200     HIGHWAY – Repair of Equipment  
Provides for the cost of repairing department equipment, including trucks and machines.
- A5110-447300     HIGHWAY – Repair of Real Property  
Provides for repairs to municipal buildings such as HVAC, roofs, plumbing, electrical, windows not otherwise budgeted under specific location line items.

**CITY OF BEACON**  
**2017 EXPENSE EXPLANATIONS**

- A5110-448000     HIGHWAY – Tree Care/Removal  
Provides for removal of dangerous trees and high branches.
- A5110-459800     HIGHWAY-Contracted Training Coordinator  
Consulting Services for Departmental Training. Consolidate in line A1230.443204  
Annual Required Workforce Training in 2015 Budget.
- A5110-820000     HIGHWAY – Social Security  
City’s required payment of 7.65% of all salary paid to employees.
- 
- A5142-105000     SNOW – Overtime  
Used for staff when working beyond the normal work day.
- A5142-112500     SNOW – Meals  
Per the CSEA contract, \$7 is paid to employees who work at least 2 hours above  
the regular workday and additionally for every 4 hours worked thereafter.
- A5142-250000     SNOW – Purchase of Equipment  
Provides for cost of equipment needed for snow clearing operations.
- A5142-416000     SNOW – Materials and Supplies  
Provides for routine office supplies and materials, as well as chains, nuts, bolts, washers,  
plow blades, repair kits.
- A5142-417600     SNOW – Sand and Salt  
Used to purchase sand and salt for City streets and snow-melt for city sidewalks.
- A5142-447000     SNOW – Rental of Equipment  
Provides for the cost of rental of equipment for snow clearing operations.
- A5142-447200     SNOW – Repair of Equipment  
Provides for the cost of repairing equipment for snow clearing operations.
- A5142-820000     SNOW – Social Security  
City’s required payment of 7.65% of all salary paid to employees.
- 
- A5182-422090     STREET LIGHTS – Street Lights Light and Power  
Provides for the cost of electrical service for street lights.
- A5182-447300     STREET LIGHTS – Repair of Real Property  
Used to replace bulbs, photo cells, ballasts and heads and for other related repairs.



**CITY OF BEACON**  
**2017 EXPENSE EXPLANATIONS**

A5182-470300

STREET LIGHTS – Street Lights Holiday Decorations  
Used for annual Christmas decorations on Main Street.

---

A7110-101000

PARKS – Regular Salaries  
Salaries for 1 Working Foreman and 1 Motor Equipment Operator.

A7110-103100

PARKS – Temporary Position  
Salaries for summer help.

A7110-105000

PARKS - Overtime  
Used for staff when working beyond the normal work day.

A7110-105200

PARKS – Sick Leave Bonus  
Contractual obligation to pay \$600 to staff using 3 sick days/year or less.

A7110-119000

PARKS – Clothing Allowance  
This is contractual for CSEA \$600 annually per employee and paid in two installments.

A7110-120000

PARKS-Health Insurance Buyout  
This is contractual for CSEA \$2,500 annually paid to employees who do not opt for Health Insurance Coverage.

A7110-112500

PARKS – Meals  
Per the CSEA contract, \$7 is paid to employees who work at least 2 hours above the regular workday and additionally for every 4 hours worked thereafter.

A7110-190000

PARKS-Severance/Retirement

A7110-250000

PARKS – Purchase of Equipment  
Provides for cost of department equipment.

A7110-412200

PARKS – Top Soil  
Used to purchase infield dirt on all City fields.

A7110-412300

PARKS – Fence  
Used to cover the costs of repairs to fences located in all City parks.

A7110-413000

PARKS-Gas & Oil  
Used for fuel for vehicles.

A7110-415400

PARKS – Tools  
Used to purchase rakes, shovels, brooms, and any other tools needed.

A7110-416000

PARKS – Materials and Supplies  
Provides for routine office supplies and materials, as well as mulch, parts for water fountains, bee spray, graffiti remover, weed whacker string, grass seed.

**CITY OF BEACON**  
**2017 EXPENSE EXPLANATIONS**

A7110-416300	<u>PARKS – Paints</u> Provides for paints used for ballfields and buildings in City parks.
A7110-419600	<u>PARKS – Weed Control</u> Used to purchase weed control supplies, such as Round Up, fertilizer, grub control.
A7110-422095	<u>PARKS – Park Electric</u> Used to cover the electricity costs of lights for all City parks and fields.
A7110-447200	<u>PARKS – Repair of Equipment</u> Provides for the cost of repairing department equipment, such as trucks, mowers, tractors.
A7110-447300	<u>PARKS – Repair of Real Property</u> Provides for repairs to park properties.
A7110-820000	<u>PARKS - Social Security</u> City’s required payment of 7.65% of all salary paid to employees
<hr/>	
A7112-416000	<u>SETTLEMENT CAMP PROPERTY – Materials and Supplies</u> Used to purchase items such as grass seed, hay, bee spray and other items for maintaining the property.
A7112-412696	<u>SETTLEMENT CAMP PROPERTY – Fuel for Heat Settlement Camp</u> Used to pay for fuel oil when needed for hot water heater settlement camp gym showers.
A7112-422096	<u>SETTLEMENT CAMP PROPERTY – Settlement Camp Electric</u> Provides for costs of electric service on the property. Theatre and lower camp.
A7112-444100	<u>SETTLEMENT CAMP PROPERTY – Profess. License &amp; Permit Fees</u> Department of Health permit for campground.
A7112-447300	<u>SETTLEMENT CAMP PROPERTY – Repair of Real Property</u> Provides for repairs to municipal buildings such as windows, doors, roofs.
A7112-448000	<u>SETTLEMENT CAMP PROPERTY – Tree Care/Removal</u> Provides for removal of dangerous trees and high branches.
A7112-449100	<u>SETTLEMENT CAMP PROPERTY – Garbage Hauling &amp; Disposal</u> Provides for hauling and disposal of trash, mainly during the summer, fee charged to theatre user to offset a portion of the pickup.
<hr/>	
A7140.101000	<u>REG SALARY</u> Part time maintenance person for rec center. 5 days/ 3 hours, year round. 1 Assistant Recreation Director and 1 Recreation Assistant.
A7140-109100	<u>RECREATION-Part Time Clerical</u>

**CITY OF BEACON**  
**2017 EXPENSE EXPLANATIONS**

Part-time rec center clerical help. Replaces part time seasonal summer help. Eliminated in 2017 and added to Regular Salary as a Full-time Recreation Assistant.

- A7140-109102      RECREATION – Recreation Director  
Salary for 1 Recreation Director.
- A7140-173100      RECREATION – Summer Playground Counselors  
Salaries for summer program staff.
- A7140-173102      RECREATION – After School Counselors  
Salaries for After School Program staff (3 locations).
- A7140-173103      RECREATION – After School Activity Specialist  
Provides for payments to After School Program for each program (3 locations).
- A7140-250000      RECREATION – Purchase Equipment  
Provides for purchase of playground, parks, and recreation fixtures, and parks department maintenance equipment.
- A7140-250030      RECREATION – Equipment Playground  
Provides for the entire purchase of playground equipment most of which was funded by a donation from the Wee Play group (2015 only).
- A7140-416000      RECREATION – Materials and Supplies  
Provides for routine office supplies and materials, as well program and rec center supplies.
- A7140-416000      RECREATION – Materials and Supplies  
Provides for supplies and materials for afterschool program including snacks.
- A7140-417601      RECREATION – Play Sand  
Provides for purchase of sand for volleyball court, and sandboxes at parks.
- A7140-417602      RECREATION – Play Safety Surface (&Chips)  
Provides for purchase of playground safety mulch in parks.
- A7140-417700      RECREATION – 23 W Center Paper Supply  
Provides for paper supplies for all tenants in the building.
- A7140-422097      RECREATION – 23 W Center Electric  
Provides for electricity in the building.
- A7140-423202      RECREATION -23 W. Center Alarm  
Security and fire alarm monthly monitoring and annual fire inspection.
- A7140-444000      RECREATION – Janitorial Service  
Floor strip and wax at rec center.
- A7140-446000      RECREATION – Printing

**CITY OF BEACON**  
**2017 EXPENSE EXPLANATIONS**

Copier lease rec center

- A7140-446010     RECREATION – Yard Sale Ad Printing  
Provides for cost of ads and signage for city-wide yard sale.
- A7140-447000     RECREATION – Rental of Equipment  
Provides for rental of portable toilets for parks and special events/users.
- A7140-447200     RECREATION – Repair of Equipment  
Provides for the cost of repairing park and rec center equipment including rec center mechanical systems.
- A7140.447300     RECREATION – Repair of Property  
Repairs to parks and rec center. 2015 includes necessary window replacement at rec center.
- A7140-470500     RECREATION – Community Outreach  
Provides for pamphlets on free meals as well as other recreation publications.
- A7140-470600     RECREATION – Celebration  
Public free concerts. Combined with Christmas and Easter in 2018 budget.
- A7140-470900     RECREATION – Christmas  
Expenses for annual Christmas Party, music, refreshments, chocolate for approximately 250 kids. Partial budget, this event is a partnership with Beacon Arts. Combined with “Celebration” in 2018 budget.
- A7140-471200     RECREATION – Easter  
Used to cover the cost of the annual Easter Egg Hunt. Partial budget, this event is a partnership with the Alps Sweet Shop. Combined with “Celebration” in 2018 budget.
- A7140-471500     RECREATION – Fireworks  
Fireworks expense 100% supported by donations. If enough is raised during the year by outside organizations, the City does a budget amendment to provide for the expense and revenue of event.
- A7140-475700     RECREATION – Physical Fitness  
Expenses related to fitness programs offered. Currently offer Tai Chi, Zumba, Jazzercise, and Aqua Zumba.
- A7140-476306     RECREATION – Sport Camp  
Provides for costs of summer camp programming.
- A7140-477200     RECREATION – Softball – Women’s  
Provides for the costs of the City-run softball league.
- A7140-477500     RECREATION – Summer Basketball  
Provides for the costs of the City-run Beacon Hoops Summer Youth Basketball league.

**CITY OF BEACON**  
**2017 EXPENSE EXPLANATIONS**

A7140-478100	<u>RECREATION – Summer Programs</u> Used to cover the costs of supplies and expenses for summer programs.
A7140-478400	<u>RECREATION – Swimming Program</u> Provides for lifeguard invoices from BCSD for YMCA swim program. Cost reimbursed by YMCA.
A7140-478700	<u>RECREATION – Tennis</u> Provides for costs related to a spring youth and adult and summer youth tennis clinic, including an instructor and tennis balls.
A7140-479300	<u>RECREATION – Kids Go &amp; Adult Trips</u> Provides for costs of youth summer travel program and the development of seasonal youth and adult trips.
A7140-479600	<u>RECREATION – Women’s Volleyball</u> Provides for costs of women’s indoor volleyball league.
A7140-479900	<u>RECREATION – Program Development</u> Provides for the startup costs of developing new recreation programs.
A7140-820000	<u>RECREATION – Social Security</u> City’s required payment of 7.65% of all salary paid to employees.
<hr/>	
A7141-173100	<u>SWIMMING POOL - LIFEGUARDS</u> Lifeguards and support staff for Public Pool.
A7141-250000	<u>SWIMMING POOL - EQUIPMENT</u> Repair/ Replace Existing Public Pool Equipment. Ladders, Chairs, Cleaning Equipment.
A7141-410900	<u>SWIMMING POOL - CHEMICALS</u> Liquid Chlorine for DOH sanitary requirements for public pool. Public Pool open Mid May to Mid Sept.
A7141-416000	<u>SWIMMING POOL - MATERIALS &amp; SUPPLIES</u> Repair/ Replace Existing Public Pool Equipment. Signage, Lifeguards Supplies.
A7141-417602	<u>SWIMMING POOL – Play Safety Surface</u> Repair/ Replace existing public surround surface.
A7141-422041	<u>SWIMMING POOL - SWIMMING POOL ELECTRIC</u> Electric service to run pool mechanical systems.
A7141-443200	<u>SWIMMING POOL - TRAINING</u> Pool Operator certification and site specific lifeguard training.
A7141-444100	<u>SWIMMING POOL - LICENSE &amp; PERMIT FEES</u> DOH Public Bathing Facility Permit, Mandatory.

**CITY OF BEACON**  
**2017 EXPENSE EXPLANATIONS**

A7141-445100	<u>SWIMMING POOL - MAINTENANCE OF EQUIP</u> Routine Maintenance of Public Pool Filters, etc.
A7141-445102	<u>SWIMMING POOL - POOL START-UP/CLEANING</u> Yearly Open/ Closing of Public Pool, Winterize, Spring Startup
A7141-447200	<u>SWIMMING POOL - REPAIR OF EQUIPMENT</u> Replace/ repair necessary equipment to open and operate pool.
A7141-447200	<u>SWIMMING POOL – Swimming Program</u> Cost to develop and run swimming programs.
A7141-820000	<u>SWIMMING POOL - SOCIAL SECURITY</u> City’s required payment of 7.65% of all salary paid to employees.
<hr/>	
A7197-416000	<u>GREENWAY &amp; HERITAGE TRAIL-Materials &amp; Supplies</u>
A7197-452000	<u>GREENWAY &amp; HERITAGE TRAIL-Consultant</u>
<hr/>	
A7620-470600	<u>ADULT RECREATION – Senior Programs</u> Recreational Programs for seniors.
A7620-470600	<u>ADULT RECREATION – Senior Art</u> Senior art program costs.
<hr/>	
A7989-447002	<u>FARMERS MARKET – Rent Facility</u> Provides for the winter facility rental for the Farmers’ Market.
A7989-452000	<u>FARMERS MARKET – Consultant</u> Provides for the operations of the Farmers’ Market.
<hr/>	
A8010-101000	<u>ZONING – Regular Salaries</u> Salaries for Administrative Assistant to City Administrator (10% of total salary) who assists in administration of zoning board business.
A8010-105000	<u>ZONING - Overtime</u> Used for staff when working beyond the normal work day.
A8010-416000	<u>ZONING – Materials and Supplies</u> Provides for routine office supplies and materials.
A8010-443000	<u>ZONING – Training</u> Provides for the costs of training for board members.
A8010-455000	<u>ZONING – Videographer</u> Provides for the costs of videotaping City Zoning board meetings and uploading to the City website.

**CITY OF BEACON**  
**2017 EXPENSE EXPLANATIONS**

A8010-446001	<u>ZONING – Book Printing</u> Covers cost of printing zoning maps for Planning and Zoning Board members, as well as those sold to developers.
A8010-820000	<u>ZONING – Social Security</u> City’s required payment of 7.65% of all salary paid to employees.
<hr/>	
A8020-101000	<u>PLANNING – Regular Salaries</u> Salaries for Administrative Assistant to City Administrator (10% of total salary) who assists in administration of planning board business.
A8020-105000	<u>PLANNING - Overtime</u> Used for staff when working beyond the normal work day.
A8020-105000	<u>PLANNING - Equipment</u> Purchase of one laptop for Planning board secretary.
A8020-416000	<u>PLANNING – Materials and Supplies</u> Provides for routine office supplies and materials.
A8020-443000	<u>PLANNING – Training</u> Provides for the costs of training for board members.
A8020-452000	<u>PLANNING – Consultant</u> Provides for the cost of consultant acting as the City Planner and one Economic Development consultant.
A8020-454000	<u>PLANNING – Engineers</u> Used for consultant city engineer services.
A1010-455000	<u>PLANNING – Videographer</u> Pays for the videotaping of City Planning board meetings and the upload of these videos to the City’s website.
A8020-820000	<u>PLANNING – Social Security</u> City’s required payment of 7.65% of all salary paid to employees.
<hr/>	
A8160-446600	<u>SANITATION – Refuse Removal</u> Pays for the cost of removing 40 yard dumpsters from the Recycling Center filled with demolition debris and furniture.
A8160-449100	<u>SANITATION – Garbage Hauling &amp; Disposal</u> Used to pay for the contractual charges for the hauling & disposal of one 95 gallon can for every tax parcel and all municipal trash.

**CITY OF BEACON**  
**2017 EXPENSE EXPLANATIONS**

A8160-449101	<u>SANITATION – Add A Can Expense</u> Used to pay contractual charges for additional trash receptacles used by tax parcels on an as needed basis.
A8160-449300	<u>SANITATION – Recycling Hauling</u> Used to pay for the contractual charges for the hauling of city-wide unlimited recycling.
A8160-449400	<u>SANITATION – Recycling Disposal</u> Used to pay for the contractual charges for the disposal of city-wide unlimited recycling.
<hr/>	
A8170-416000	<u>STREET CLEANING – Materials and Supplies</u> Provides for routine supplies and materials, including brooms needed for street cleaning duties.
A8170-447200	<u>STREET CLEANING – Repair of Equipment</u> Provides for the repair of both sweepers - 1 is used for sweeping from April to the frost and the other cleans catch basins.
<hr/>	
A8189-101000	<u>RECYCLE – Regular Salaries</u> Salaries for 2 Heavy Motor Equipment Operators.
A8189-105000	<u>RECYCLE – Overtime</u> Used for staff when working beyond the normal work day.
A8189-105200	<u>RECYCLE – Sick Leave Bonus</u> This is contractual for CSEA \$600 paid to employees using 3 sick days per year or less.
A8189-112500	<u>RECYCLE – Meals</u> Per the CSEA contract, \$7 is paid to employees who work at least 2 hours above the regular workday and additionally for every 4 hours worked thereafter.
A8189-119000	<u>RECYCLE – Clothing Allowance</u> This is contractual for CSEA \$600 annually per employee and paid in two installments.
A8189-190000	<u>RECYCLE – Severance/Retirement Pay Out</u> Provides for payment of accrued, but unused leave time to retirees or employees resigning from the department.
A8189-250000	<u>RECYCLE-Purchase of Equipment</u> Provides for cost of equipment purchases.
A8189-412650	<u>RECYCLE – Recycling Center Gas/Oil for Heat</u> Utility costs for recycling building.
A8189-413000	<u>RECYCLE – Gas and Diesel</u>



**CITY OF BEACON**  
**2017 EXPENSE EXPLANATIONS**

Used for fuel for department vehicles.

A8189-415400	<u>RECYCLE – Tools</u> Provides for the purchase of tools needed for the garage.
A8189-416000	<u>RECYCLE – Materials and Supplies</u> Provides for routine office supplies and materials.
A8189-4186000	<u>RECYCLE-Tubes &amp; Tires</u> Provides for the costs of tubes and tires.
A8189-422050	<u>RECYCLE – Recycling Center Electric</u> Provides for annual electricity costs for recycling building.
A8189-447200	<u>RECYCLE – Repair of Equipment</u> Provides for the cost of repairing department equipment, such as scale, excavation grinder and rover.
A8189-447300	<u>RECYCLE – Repair of Real Property</u> Provides for repairs to recycling center, such as roof, plumbing, electrical, windows.
A8189-820000	<u>RECYCLE – Social Security</u> City's required payment of 7.65% of all salary paid to employees.
<hr/>	
A9010-810000	<u>EMPLOYEES RETIREMENT SYSTEM - Retirement</u> Provides for pension costs of all general fund employees other than police and fire billed by the State.
<hr/>	
A9040-832000	<u>WORKERS COMPENSATION – Insurance</u> Provides for workers' compensation coverage for all general fund municipal employees.
<hr/>	
A9050-850100	<u>UNEMPLOYMENT BENEFITS – Unemployment Benefits</u> Provides for required unemployment benefits for employees who involuntarily leave City employment.
<hr/>	
A9055-850000	<u>DISABILITY – Insurance</u> Provides for short term disability premiums.
<hr/>	
A9060-840000	<u>HEALTH INSURANCE – Health Insurance</u> Provides for the annual cost of providing health insurance to general fund employees and retirees.
A9060-840100	<u>HEALTH INSURANCE – Medicare Reimbursement</u>

**CITY OF BEACON**  
**2017 EXPENSE EXPLANATIONS**

Provides for the annual cost of reimbursement for Part B premiums for retirees.

A9060-840200	<u>HEALTH INSURANCE – Employee Assistance Program</u> Provides for the annual cost of providing an employee assistance program for municipal workers.
A9060-840400	<u>HEALTH INSURANCE – Employee Drug Testing</u> Covers the cost of drug testing for variety of employees.
A9060-840500	<u>HEALTH INSURANCE-Dental Insurance</u> Provides for the annual cost of providing dental insurance to general fund employees and retirees.
A9060-840600	<u>HEALTH INSURANCE-Vision Insurance</u> Provides for the annual cost of providing vision insurance to general fund employees and retirees.
A9060-840600	<u>HEALTH INSURANCE-Life Insurance</u> Provides for the annual cost of providing life insurance to the City Police Chief and Captain.
<hr/>	
A9710-601100	<u>SERIAL BONDS - 2011 (1996 &amp; 2001) Principal</u>
A9710-605500	<u>SERIAL BONDS –2014 (2005) Principal</u>
A9710-605600	<u>SERIAL BONDS –2016 Principal</u>
A9710-605800	<u>SERIAL BONDS – 2008 Principal</u>
A9710-607000	<u>SERIAL BONDS – 2004 (1994) Principal</u>
A9710-701100	<u>SERIAL BONDS – 2011 (1996 &amp; 2001) Interest</u>
A9710-705500	<u>SERIAL BONDS – 2014 (2005) Interest</u>
A9710-705600	<u>SERIAL BONDS – 2016 Interest</u>
A9710-705800	<u>SERIAL BONDS – 2008 Interest</u>
A9710-707000	<u>SERIAL BONDS – 2004 (1994) Interest</u>
A9730-607599	<u>BANS-Principal</u> Provides for principal payments on BAN's.
A9730-707599	<u>BANS-Interest</u> Provides for interest payments on BAN's.
A9950-900003	<u>INTERFUND TRANSFER</u>

**CITY OF BEACON**  
**2017 EXPENSE EXPLANATIONS**

Transfers to Other funds.

---

**WATER FUND EXPENSES**

- F1380-461200     FISCAL AGENT FEES – Fiscal Agent Fees  
Payment to Bond Counsel and Financial Advisor for bond/note preparation issuance.
- F1380-461201     FISCAL AGENT FEES – Fiscal Agent Fee - EFC  
Provides for the payment of administration fees to the EFC for general fund EFC bonds (per bond schedule).
- F1420-450400     WATER LEGAL EXPENSES – Attorneys  
Provides for portion of cost of City Attorney.
- F1420-452000     WATER LEGAL EXPENSES – LABOR ATTORNEY  
Provides for Labor Attorney services related to department.
- F1680-250000     TECHNOLOGY-PURCHASE OF EQUIPMENT  
Provides for computer equipment purchases.
- F1680-444100     TECHNOLOGY-PROFESSIONAL LIC. & PERMIT FEES  
Provides for payment of license and permit fees that are needed.
- F1680-452003     TECHNOLOGY – IT Consultant  
Provides for the professional services of a technology consultant to manage and maintain the technology needs of the City’s Water department.
- F1950-468000     TAXES ON CITY PROPERTIES – Taxes on City Properties  
Covers the cost of taxes paid to other municipal entities for property on which our dams for water supply are located.
- F1980-400000     MTA PAYROLL TAX-Payment of MTA Tax  
NYS mandated Metropolitan Commuter Transportation Mobility Tax. It is .0034% of the total Medicare wages paid each week.
- F1990-400001     CONTINGENCY – Contingency Fund  
Provides funding for expenses not otherwise budgeted.
- F1990-400004     CONTINGENCY-Retirement  
Provides funding for water fund severance payments anticipated, but not assigned.
- 
- F8310-416000     WATER ADMINISTRATION – Materials and Supplies  
Provides for routine office supplies and materials for water billing.
- F8310-417700     WATER ADMINISTRATION – Sanitary and Paper Supplies  
Provides for costs of toilet paper and paper towels.

**CITY OF BEACON**  
**2017 EXPENSE EXPLANATIONS**

F8310-423000	<u>WATER ADMINISTRATION – Telephones</u> Provides for cost of landlines at water department buildings.
F8310-423201	<u>WATER ADMINISTRATION – Intrusion Alarm Monitors</u> Covers the cost of the annual fee for alarms at Water Plant.
F8310-441500	<u>WATER ADMINISTRATION – Computer Support/Data Proc. Ser.</u> Covers the cost of the annual technical support for water billing system.
F8310-443200	<u>WATER ADMINISTRATION – Training</u> Provides for payment of training costs for staff for water billing.
F8310-446000	<u>WATER ADMINISTRATION – Printing</u> Covers the cost of annual mandated publishing of Consumer Confidence Report.
F8310-446006	<u>WATER ADMINISTRATION – Water &amp; Sewer bill printing</u> Covers supply cost of bill stock.
F8310-450500	<u>WATER ADMINISTRATION – Administration Fee to General Fund</u> Provides for a prorated share of general fund administrative costs to be charged as applicable to water operations.
F8310-462000	<u>WATER ADMINISTRATION – Travel</u> Provides for costs of travel to training, meetings and other work related activities.
F8310-465000	<u>WATER ADMINISTRATION – Postage</u> Covers the cost of postage for water bills
F8310-467000	<u>WATER ADMINISTRATION – Association Dues</u> Pays for annual dues to professional organizations.
<hr/>	
F8320-422085	<u>WATER SUPPLY – Supply Electric</u> Covers the cost of electricity at wells and pump stations.
F8320-424000	<u>WATER SUPPLY – Water from Other Governments</u> Contractual payment to Village of Fishkill for use of Well #8; for emergencies and to supplement supply during summer months, drought and other “dry” periods.
<hr/>	
F8330-101000	<u>WATER PURIFICATION – Regular Salaries</u> Salaries for 3 Water Treatment Plant Operators.
F8330-105000	<u>WATER PURIFICATION – Overtime</u> Used for staff when working beyond the normal work day.
F8330-105200	<u>WATER PURIFICATION – Sick Leave Bonus</u> This is contractual for CSEA \$600 paid to employees using 3 or less sick days per year.

**CITY OF BEACON**  
**2017 EXPENSE EXPLANATIONS**

- F8330-105202      WATER PURIFICATION – On Call  
This is contractual for CSEA employees to be available during off-duty hours at the rate of \$200 per week.
- F8330-112500      WATER PURIFICATION – Meals  
Per the CSEA contract, \$7 is paid to employees who work at least 2 hours above the regular workday and additionally for every 4 hours worked thereafter.
- F8330-119000      WATER PURIFICATION – Clothing Allowance  
This is contractual for CSEA \$600 annually per employee and paid in two installments.
- F8330-190000      WATER PURIFICATION-Severance/Retirement  
Payment of unused sick, vacation and personal leave upon retirement.
- F8330-410900      WATER PURIFICATION – Chemicals  
Used for chemicals used in treatment process, including chlorine, alum, soda ash, orthophosphate and polymers.
- F8330-412685      WATER PURIFICATION – Purification Gas/Oil for Heat  
Used for fuel for emergency generators at water plant and wells.
- F8330-416000      WATER PURIFICATION – Materials and Supplies  
Provides for routine supplies and materials.
- F8330-422045      WATER PURIFICATION – Purification Electric  
Covers the electricity costs of pumps and other equipment at Water Filtration Plant.
- F8330-423000      WATER PURIFICATION – Telephones  
Covers the cost of dedicated phone lines for instrumentation at Water Plant, wells, tanks and pump stations.
- F8330-423001      WATER PURIFICATION-Cell Phones  
Provision for cell phones used by water department personnel.
- F8330-441300      WATER PURIFICATION – Chemical Analysis/Lab Work  
Covers the cost of mandated laboratory analysis of potable water, including bacteriological test, trihalomethanes, lead and coppers, SOC's, VOC's, haloacetic acid.
- F8330-445100      WATER PURIFICATION – Maintenance of Equipment  
Provides for the cost of maintaining and repairing department equipment used in water purification process, including pumps, motors, drives, piping, chemical feeds, and panels.
- F8330-452000      WATER ADMINISTRATION – Consultant  
Provides for mostly technical support for various instrumentation at Filtration Plant.
- F8330-820000      WATER ADMINISTRATION – Social Security  
City's required payment of 7.65% of all salary paid to employees.
-

**CITY OF BEACON**  
**2017 EXPENSE EXPLANATIONS**

- F8340-100401     WATER DISTRIBUTION – Superintendent Salary  
Salary for 1 Water Director of Operations.
- F8340-101000     WATER DISTRIBUTION – Regular Salaries  
Provides for the salary costs of 1 Working Supervisor, 1 Heavy Motor Equipment Operator and 3 Water/Sewer Maintenance Mechanics plus 2 Laborers.
- F8340-102900     WATER DISTRIBUTION – Auto Mechanic  
Salary for 1 Auto Mechanic. Moved back to General Fund in 2016 and used as part of the administrative fee due to General for overhead.
- F8340-103100     WATER DISTRIBUTION – Temporary Positions  
Temporary summer help.
- F8340-105000     WATER DISTRIBUTION – Overtime  
Used for staff when working beyond the normal work day.
- F8340-105200     WATER DISTRIBUTION – Sick Leave Bonus  
This is contractual for CSEA \$600 paid to employees using 3 or less sick days per year.
- F8340-105202     WATER DISTRIBUTION – On Call  
This is contractual for CSEA employees to be available during off-duty hours at the rate of \$200 per week.
- F8340-112500     WATER DISTRIBUTION – Meals  
Per the CSEA contract, \$7 is paid to employees who work at least 2 hours above the regular workday and additionally for every 4 hours worked thereafter.
- F8340-119000     WATER DISTRIBUTION – Clothing Allowance  
This is contractual for CSEA \$600 annually per employee and paid in two installments (70% of total allowance).
- F8340-120000     WATER DISTRIBUTION – Health Insurance Buy Out  
This is contractual for CSEA \$2,500 annually paid to employees who do not opt for Health Insurance Coverage.
- F8340-250000     WATER DISTRIBUTION – Equipment  
Used for the purchase of various pieces of equipment for the road crew.
- F8340-250031     WATER DISTRIBUTION – Purchase Hydrants  
Used for the purchase of new fire hydrants.
- F8340-250400     WATER DISTRIBUTION– Purchase Water Meters  
Used for the purchase of new water meters. Funds exist in a capital account for this purpose and will be utilized until funds are exhausted.
- F8340-413000     WATER DISTRIBUTION – Gas and Diesel  
Used for fuel for department vehicles and equipment.

**CITY OF BEACON**  
**2017 EXPENSE EXPLANATIONS**

- F8340-415100      WATER DISTRIBUTION – Meter Parts  
Covers the cost of accessories for meter installations and repairs.
- F8340-416000      WATER DISTRIBUTION – Materials and Supplies  
Used for repairs and modifications to water distribution system (clamps, couplings, risers, corporations).
- F8340-416300      WATER DISTRIBUTION – Paints  
Used mostly for painting fire hydrants.
- F8340-416400      WATER DISTRIBUTION – Pipe  
Provides for replacement of sections of water mains.
- F8340-417400      WATER DISTRIBUTION – Roadside Development  
Covers the cost of backfill material (Item #4, top soil) for excavations.
- F8340-417500      WATER DISTRIBUTION – Safety Supplies  
Provides for safety oriented supplies, including cones, glasses, vests, hard hats.
- F8340-418600      WATER DISTRIBUTION – Tubes and Tires  
Provides for costs of tubes and tires for water department trucks and machines.
- F8340-445200      WATER DISTRIBUTION – Maintenance Service  
Provides for the cost of any work done on water services.
- F8340-447000      WATER DISTRIBUTION – Rental of Equipment  
Covers the cost of the lease of office copier.
- F8340-447200      WATER DISTRIBUTION – Repair of Equipment  
Provides for the cost of repairing department equipment, including trucks and machines.
- F8340-447700      WATER DISTRIBUTION – Rental of Right of Way  
Covers the fees paid to Metro-North for areas where water mains cross under tracks.
- F8340-454000      WATER DISTRIBUTION – Engineers  
Provides for the costs of the City’s engineering consultant.
- F8340-454004      WATER DISTRIBUTION-Engineers-dam inspection & EAP  
Provides for required Dam inspections.
- F8340-457600      WATER DISTRIBUTION-Leak Detection  
Provides for cost associated with detecting Leaks in the water distribution system.
- F8340-820000      WATER ADMINISTRATION – Social Security  
City’s required payment of 7.65% of all salary paid to employees.

---

F9010-810000      EMPLOYEES RETIREMENT SYSTEM - Retirement

**CITY OF BEACON**  
**2017 EXPENSE EXPLANATIONS**

Provides for pension costs of all water fund employees billed by the State.

---

F9040-830000	<u>WORKERS' COMPENSATION – Worker's Compensation</u> Provides for workers' compensation coverage for all water fund municipal employees.
--------------	---

---

F9055-850000	<u>DISABILITY – Insurance</u> Provides for short term disability premiums
--------------	--

---

F9060-840000	<u>HEALTH INSURANCE – Health Insurance</u> Provides for the annual cost of providing health insurance to water fund employees and retirees.
F9060-840100	<u>HEALTH INSURANCE-Medicare Reimbursement</u> Provides for the annual cost of reimbursement for Part B premiums for retirees.
F9060-840500	<u>HEALTH INSURANCE-Dental</u> Provides for the annual cost of providing dental insurance to water fund employees and retirees.
F9060-840600	<u>HEALTH INSURANCE-Vision</u> Provides for the annual cost of providing vision insurance to water fund employees and retirees.

---

F9710-601100	<u>SERIAL BONDS - 2011 (2001 &amp; 1996) Principal</u>
F9710-605500	<u>SERIAL BONDS – 2014 (2005) Principal</u>
F9710-605600	<u>SERIAL BONDS – 2016 Principal</u>
F9710-607501	<u>SERIAL BONDS – 2011 (1998) Principal</u>
F9710-701100	<u>SERIAL BONDS - 2011 (2001 &amp; 1996) Interest</u>
F9710-705500	<u>SERIAL BONDS – 2014 (2005) Interest</u>
F9710-705600	<u>SERIAL BONDS – 2016 Interest</u>
F9710-707501	<u>SERIAL BONDS – 2011 (1998) Interest</u>
F9730-607599	<u>BOND ANTICIPATION NOTES - Principal</u> Amounts provided for principal payments of Bans.
F9730-707599	<u>BOND ANTICIPATION NOTES - Interest</u> Amounts provided for interest payments of Bans.



**CITY OF BEACON**  
**2017 EXPENSE EXPLANATIONS**

F9950-900001      INTERFUND TRANSFER  
Transfers to other funds.

---

**SEWER EXPENSES**

---

G1380-461200      FISCAL AGENT FEES – Fiscal Agent Fee  
Provides for the anticipated cost of issuing debt. 1 BAN in 2018.

G1380-461201      FISCAL AGENT FEES – Fiscal Agent Fee – EFC  
Provides for the payment of administration fees to the EFC for sewer fund EFC bonds (per bond schedule).

G1420-450400      SEWER ADMINISTRATION – Attorneys  
Provides for portion of cost of City Attorney.

G1420-452000      LABOR ATTORNEY  
Provides for labor attorney services related to department.

G1680-250000      TECHNOLOGY-Equipment  
Computer equipment purchases for sewer department.

G1680-444100      TECHNOLOGY-License & Permits  
Licenses and permits necessary for sewer computer equipment.

G1680-452003      TECHNOLOGY – IT Consultant  
Provides for the professional services of a technology consultant to manage and maintain the technology needs of the sewer department.

G1980-400000      MTA PAYROLL TAX-Payment of MTA Tax  
NYS mandated Metropolitan Commuter Transportation Mobility Tax. It is .0034% of the total Medicare wages paid each week.

G1990-400001      CONTINGENCY FUND – Contingency Fund  
Provides funding for expenses not otherwise budgeted.

G1990-400009      CONTINGENCY FUND-RETIREMENT  
Provides funding for sewer fund severance payments anticipated, but not assigned.

---

G8110-450500      SEWER ADMINISTRATION – Administration Fee to General  
Provides for a prorated share of general fund administrative costs to be charged as applicable to sewer operations.

---

G8120-100401      SANITARY SEWER – Superintendent Salary

**CITY OF BEACON**  
**2017 EXPENSE EXPLANATIONS**

Eliminated & combined with G8130 department in 2016.

G8120-101000	<u>SANITARY SEWER – Regular Salaries</u> Eliminated & combined with G8130 department in 2016.
G8120-105000	<u>SANITARY SEWER – Overtime</u> Eliminated & combined with G8130 department in 2016.
G8120-105200	<u>SANITARY SEWER – Sick Leave Bonus</u> Eliminated & combined with G8130 department in 2016.
G8120-112500	<u>SANITARY SEWER – Meals</u> Eliminated & combined with G8130 department in 2016.
G8120-119000	<u>SANITARY SEWER – Clothing Allowance</u> Eliminated & combined with G8130 department in 2016.
G8120-250000	<u>SANITARY SEWER – Purchase Equipment</u> Provides for cost of equipment, such as trucks, heavy equipment, lawn mowers (30% of total cost).
G8120-416000	<u>SANITARY SEWER – Materials and Supplies</u> Used for repair materials, such as manhole frames, pipe.
G8120-422075	<u>SANITARY SEWER – Sanitary Sewer Electric</u> Covers the electricity cost of control panel and pumps at Church Street Station.
G8120-447000	<u>SANITARY SEWER – Rental of Equipment</u> Provides for the rental of equipment for sewer emergencies, including snake, vacuum, and pumper.
G8120-447200	<u>SANITARY SEWER – Repair of Equipment</u> Provides for the cost of repairing department equipment.
G8120-454000	<u>SANITARY SEWER – Engineers</u> Provides for the costs of the City’s engineering consultant.
G8120-820000	<u>SANITARY SEWER – Social Security</u> City’s required payment of 7.65% of all salary paid to employees.

---

G8130-100401      WATER POLLUTION CONTROL – Superintendent Salary  
Salary for 1 Sewer director of operations.

G8130-101000      WATER POLLUTION CONTROL – Regular Salaries  
Salaries for 1 Working Supervisor, 3 Sewer Treatment Plant Operators, 3 Sewer Maintenance Mechanics, 1 Sludge Control Operators, and 2 Sewer Treatment Plant

**CITY OF BEACON**  
**2017 EXPENSE EXPLANATIONS**

Maintenance Helpers. Salaries were split between water and G8120 in 2015. All 100% charged here in 2016-2018.

- G8130-103100     WATER POLLUTION CONTROL – Temporary Positions  
Provides for temporary summer help.
- G8130-105000     WATER POLLUTION CONTROL – Overtime  
Used for staff when working beyond the normal work day.
- G8130-105200     WATER POLLUTION CONTROL – Sick Leave Bonus  
Contractual obligation to pay \$600 to staff using less than 3 sick days/ year.
- G8130-112500     WATER POLLUTION CONTROL – Meals  
Per the CSEA contract, \$7 is paid to employees who work at least 2 hours above the regular workday and additionally for every 4 hours worked thereafter.
- G8130-119000     WATER POLLUTION CONTROL – Clothing Allowance  
This is contractual for CSEA \$600 annually and paid in two installments.
- G8130-190000     WATER POLLUTION CONTROL – Severance/Retirement Pay Out  
Provides for payment of accrued, but unused leave time to retirees or employees resigning from the department.
- G8130-250000     WATER POLLUTION CONTROL – Purchase Equipment  
Provides for cost of equipment, such as trucks, heavy equipment.
- G8130-410900     WATER POLLUTION CONTROL - Chemicals  
Used to purchase Polymer for sludge dewatering, VX-456 used to remove Hydrogen Sulfide from the sludge on the belt press, Chlorine used to disinfect out plants discharge to the Hudson River, and miscellaneous chemicals such as penetrating oil, drain opener.
- G8130-410901     WATER POLLUTION CONTROL-Odorox System  
Provides for costs associated with Odorox system.
- G8130-411000     WATER POLLUTION CONTROL – Cleaning Supplies  
Provides for cleaning supplies for water pollution control buildings.
- G8130-412680     WATER POLLUTION CONTROL – WPC Gas/Oil for Heat  
Used for fuel for emergency generators and to supply fuel oil to the boiler in the Administration Building.
- G8130-413000     WATER POLLUTION CONTROL – Gas and Diesel  
Used for fuel for department vehicles and equipment and oil and grease used to lubricate the equipment in the plant.
- G8130-414500     WATER POLLUTION CONTROL – Lab Supplies  
Used to purchase lab chemicals and supplies needed to perform required permit testing as well as process control testing.

**CITY OF BEACON**  
**2017 EXPENSE EXPLANATIONS**

- G8130-414700     WATER POLLUTION CONTROL – Light Bulbs  
Provides for cost of light bulbs for the Plant
- G8130-415400     WATER POLLUTION CONTROL – Tools  
Provides for the purchase of tools needed for maintenance of Plant equipment.
- G8130-416000     WATER POLLUTION CONTROL – Materials and Supplies  
Provides for routine office supplies and materials, log books, safeguard receipts used for septic haulers.
- G8130-416300     WATER POLLUTION CONTROL – Paints  
Used to purchase painting supplies.
- G8130-417500     WATER POLLUTION CONTROL – Safety Supplies  
Used to purchase safety glasses, hard hats, ear plugs.
- G8130-417700     WATER POLLUTION CONTROL – Sanitary and Paper Supplies  
Provides for costs of toilet paper and paper towels.
- G8130-422065     WATER POLLUTION CONTROL – WPC Electric  
Used to cover the cost of electricity at the Plant as well as the three sewage pumping stations.
- G8130-423000     WATER POLLUTION CONTROL – Telephones  
Used to pay for phone service at the plant, as well as equipment leasing and maintenance.
- G8130-423001     WATER POLLUTION CONTROL – Cell phones  
Used to pay for cell phone service for Superintendent.
- G8130-441300     WATER POLLUTION CONTROL – Chemical Analysis/Lab Work  
Used to pay for contract lab testing as required for discharge permit.
- G8130-444100     WATER POLLUTION CONTROL – Professional License Fees  
Used to pay for discharge permit and lab certification.
- G8130-444103     WATER POLLUTION CONTROL-DEC Fines  
Provides for payment of DEC fines.
- G8130-445100     WATER POLLUTION CONTROL – Maintenance of Equipment  
Used to pay for service contracts on sidewalk elevator, emergency generator, pump stations, calibration of flow meters, lab balance.
- G8130-446000     WATER POLLUTION CONTROL – Printing  
Provides for the costs of the copier related to the department.
- G8130-446600     WATER POLLUTION CONTROL – Refuse Removal  
Used to pay for sludge disposal, grit dumpsters and any Vactor work needed at Plant.
- G8130-446006     WATER ADMINISTRATION – Water & Sewer bill printing

**CITY OF BEACON**  
**2017 EXPENSE EXPLANATIONS**

Covers supply cost of bill stock.

G8130-447200	<u>WATER POLLUTION CONTROL – Repair of Equipment</u> Used to pay for parts and repairs of the equipment at the Plant and three pump stations.
G8130-447211	<u>WATER POLLUTION CONTROL-Projects</u> Provides for costs associated with projects at Sewer plant.
G8130-452016	<u>WATER POLLUTION CONTROL-Waste Water Operations Consultant</u> Provides for consultant fees for operating sewer plant.
G8130-452017	<u>WATER POLLUTION CONTROL-WPC Process Consultant</u> Provides for consultant fees for lab work at sewer plant.
G8130-454000	<u>WATER POLLUTION CONTROL – Engineers</u> Provides for the costs of the City’s engineering consultant.
G8130-459800	<u>WATER POLLUTION CONTROL-Contracted Training Coordinator</u> Consulting Services for Departmental Training.
G8130-462000	<u>WATER POLLUTION CONTROL – Travel</u> Provides for costs of travel to training, meetings and other work related activities.
G8130-465000	<u>WATER POLLUTION CONTROL-Postage</u> Postage costs for sewer bills.
G8130-820000	<u>WATER POLLUTION CONTROL – Social Security</u> City’s required payment of 7.65% of all salary paid to employees.
G9010-810000	<u>EMPLOYEES RETIREMENT SYSTEM - Retirement</u> Provides for pension costs of all sewer fund employees billed by the State.
<hr/>	
G9040-830000	<u>WORKERS’ COMPENSATION – Worker’s Compensation</u> Provides for workers’ compensation coverage for all water fund municipal employees.
<hr/>	
G9055-850000	<u>DISABILITY – Insurance</u> Provides for short term disability coverage premiums
<hr/>	
G9060-840000	<u>HEALTH INSURANCE – Health Insurance</u> Provides for the annual cost of providing health insurance to sewer fund employees and retirees.
G9060-840100	<u>HEALTH INSURANCE-Medicare Reimbursement</u> Provides for the annual cost of reimbursement for Part B premiums for retirees.
G9060-840500	<u>HEALTH INSURANCE-Dental</u> Provides for the annual cost of providing dental insurance to sewer fund employees and retirees.

**CITY OF BEACON**  
**2017 EXPENSE EXPLANATIONS**

G9060-840600      HEALTH INSURANCE-Vision  
Provides for the annual cost of providing vision insurance to sewer fund employees and retirees.

---

G9710-601100      SERIAL BONDS-2011 (2001) Principal

G9710-605500      SERIAL BONDS – 2014 (2005) Principal

G9710-605600      SERIAL BONDS – 2016 Principal

G9710-608000      SERIAL BONDS-2012 (2002) Principal

G9710-701100      SERIAL BONDS-2011 (2001) Interest

G9710-705500      SERIAL BONDS – 2014 (2005) Interest

G9710-705600      SERIAL BONDS – 2016 Interest

G9710-708000      SERIAL BONDS – 2012 (2002) Interest

G9730-607599      BANS-Principal  
Amounts provided for principal payments of Bans.

G9730-707599      BANS-Interest  
Amounts provided for interest payments of Bans.

G9950-900001      INTERFUND TRANSFER  
Transfers to other funds.

---

**CITY OF BEACON  
2017  
REVENUE EXPLANATIONS**

**GENERAL FUND REVENUE**

A1325-100112	<u>FINANCE-2012 Tax Revenue</u>
A1325-100113	<u>FINANCE-2013 Tax Revenue</u>
A1325-100114	<u>FINANCE-2014 Tax Revenue</u>
A1325-100115	<u>FINANCE-2015 Tax Revenue</u>
A1325-100116	<u>FINANCE-2016 Tax Revenue</u>
A1325-102827	<u>FINANCE-Misc. Bldg. Violations</u> - Building violation revenue levied onto taxes into subsequent year.
A1325-108100	<u>FINANCE-Other Payments in Lieu of Tax</u> – Revenue received for contracted/negotiated tax payments (PILOT payments).
A1325-109006	<u>FINANCE-2016 Tax Interest received annually</u>
A1325-109007	<u>FINANCE-2017 Tax Interest received annually</u>
A1325-109011	<u>FINANCE-2011 Tax Interest received annually</u>
A1325-109012	<u>FINANCE-2012 Tax Interest received annually</u>
A1325-109013	<u>FINANCE-2013 Tax Interest received annually</u>
A1325-109014	<u>FINANCE-2014 Tax Interest received annually</u>
A1325-109015	<u>FINANCE-2015 Tax Interest received annually</u>
A1325-109050	<u>FINANCE-IN REM Interest</u> Interest received for the collection on the installment agreements for the settlement of back taxes
A1325-111000	<u>FINANCE- Sales Tax</u> Percentage of the sales tax collected in Dutchess County and distributed to the City by the County.
A1325-113000	<u>FINANCE-Utility Tax</u> Primarily received from Central Hudson as quarterly payments, also many small payments (mostly under \$100) received from phone companies

**CITY OF BEACON**  
**2017**  
**REVENUE EXPLANATIONS**

A1325-113001	<u>FINANCE-Utility Tax Audit</u> As a result of our audit we identified certain vendors not remitting Amounts owed for utility tax. This represents the gross amount of tax due to the City.
A1325-117000	<u>FINANCE-Franchise Tax</u> 4 quarterly payments received from Cablevision/CSC Holdings
A1325-123000	<u>FINANCE-School Tax Penalty</u> Amounts added and retained by the City for uncollected School taxes that the Beacon City School District turns over to the City for collection.
A1325-126000	<u>FINANCE – Health Insurance Reimbursement</u> This is for retiree or survivor payments of health insurance premiums.
A1325-126001	<u>FINANCE – Dental Insurance Reimbursement</u> This is for retiree or survivor payments of dental insurance premiums.
A1325-240100	<u>FINANCE – Interest and Earnings</u> Interest earned on City accounts.
A1325-240102	<u>FINANCE – Bond and Coupon Interest</u> Interest earned on City accounts.
A1325-250100	<u>FINANCE – Business/Occupational Licenses</u> Funds received from taxi license fees.
A1325-254000	<u>FINANCE – Bingo Licenses</u> Funds received from sale of bingo licenses.
A1325-254500	<u>FINANCE – Other Licenses</u> Funds received from miscellaneous licenses.
A1325-261000	<u>FINANCE – Fines and Forfeited Bail</u> Funds received from enforcement activities.
A1325-265000	<u>FINANCE – Sale of Scrap</u> Funds received from the disposition of City assets sold at auction.
A1325-265501	<u>FINANCE – Bids</u>



**CITY OF BEACON**  
**2017**  
**REVENUE EXPLANATIONS**

Funds received from potential bidders for bid specifications.

- A1325-266000      FINANCE – Sale of Real Property  
Amounts received for sale of City owned properties.
- A1325-268000      FINANCE – Insurance Recoveries  
Reimbursements made by the insurance company for covered events.
- A1325-268001      FINANCE – Compensation Insurance Reimbursement  
Partial reimbursements made by the workers’ compensation carrier for City’s payment to employees on workers’ compensation.
- A1325-270100      FINANCE – Refund of Prior Year Expense  
Reimbursements received for prior year expenses.
- A1325-270500      FINANCE – Donations  
Donations received by the City, generally designated and held in trust for a specific purpose. Funds are released when purpose is satisfied.paid for.
- A1325-277000      FINANCE – Miscellaneous Revenue  
Uncategorized revenue received but not anticipated in the budget.
- A1325-280101      FINANCE – Interfund Revenue – Water  
Received from Water Fund to compensate the General Fund for water related operational expenses.
- A1325-280102      FINANCE – Interfund Revenue – Sewer  
Received from Water Fund to compensate the General Fund for water related operational expenses.
- A1325-300100      FINANCE – State Aid Funding (Combined)  
State Aid incentives to municipalities.
- A1325-300500      FINANCE – State Aid Mortgage Tax  
City share of mortgage tax from Dutchess County.
- A1325-333100      FINANCE – State Aid O&M Court Facility  
Funds received from the State for hosting Court in City Hall.
- A1410-125500      CITY CLERK–Clerk Fees  
Primarily birth and death certificate fees.
- A1410-125506      CITY CLERK – NSF Check Fees

**CITY OF BEACON**  
**2017**  
**REVENUE EXPLANATIONS**

Fees received by payer for bounced checks.

- A1410-125520      CITY CLERK -In Rem Fees  
Revenue received from the fees charged for properties redeemed or sold as a result of the in rem/foreclosure process.
- A1620-221001      PUBLIC BUILDINGS- Chamber Welcome Center Electric –  
Reimbursement received from Chamber for Electric charges.
- A1620-302101      PUBLIC BUILDINGS – State Aid Court Building Expense  
Reimbursement by State for phone service to Court.
- A3120-152000      POLICE – Police Fees  
Fees charged by City for generation of requested documents under FOIL.
- A3120-174000      POLICE – Parking Tickets  
Income from department’s parking enforcement efforts.
- A3120-200114      POLICE – Event Fee-Police OT  
Reimbursement from organizations for police coverage.
- A3120-238900      POLICE – DC Drug Task Force  
Reimbursement from Dutchess County for the City’s participation in the County wide task force.
- A3120-255000      POLICE – Alarm Permit  
Anticipated income from residential/commercial alarm permit applications and renewals.
- A3120-265000      POLICE – Sale of Scrap/Equipment  
Anticipated income from sale of surplus/unclaimed property and/or evidence (contract between City and PropertyRoom.com).
- A3120-277012      POLICE – Employee - Vest  
Employee reimbursement for upgrades of bulletproof vests.
- A3120-331500      POLICE – State Aid Stop DWI  
Anticipated reimbursement for the department’s efforts to combat intoxicated driving.
- A3120-331505      POLICE – State Aid Buckle Up NY  
Anticipated reimbursement for the department’s efforts to ensure seatbelt use/compliance.

**CITY OF BEACON  
2017  
REVENUE EXPLANATIONS**

- A3120-331508      POLICE – State Aid Aggressive Driving  
Anticipated reimbursement for the department’s selective enforcement efforts to combat aggressive driving.
- A3120-331517      POLICE-State Aid Impact Grant  
Anticipated state aid reimbursement for Impact Grant.
- A3120-398900      POLICE – State Aid Child Passenger Seat  
Anticipated reimbursement for the department’s various safety programs pertaining to proper use and installation of child passenger safety seats.
- A3120-432050      POLICE - Federal Aid Crime Control  
Anticipated reimbursement under Federal Grant for drug enforcement overtime.
- A3120-438950      POLICE – Federal Aid – Byrne/JAG Grant  
Anticipated reimbursement under Federal Grant for combat drug activity.
- A3130-262500      DETECTIVES – Asset Forfeiture  
Anticipated income from crime proceeds received from Dutchess County.
- A3130-432050      DETECTIVES - Federal Aid Crime Control  
Anticipated reimbursement under Federal Grant for drug enforcement overtime.
- A3510-155001      ANIMAL CONTROL – Dog Adoption Fees  
Fees received from adopting dogs.
- A3510-254200      ANIMAL CONTROL – Dog Licenses  
Fees received from licensing dogs.
- A3510-261100      ANIMAL CONTROL – Dog Fines  
Fees received from dog enforcement activities.
- A3620-226000      BUILDING DEPARTMENT – Record Searches  
Fees received from record searches.
- A3620-238000      BUILDING DEPARTMENT – Fire Inspection Fee  
Fees received from fire inspections.
- A3620-238900      BUILDING DEPARTMENT – Section 8 Inspection Fee  
Fees received from Section 8 building inspections.

**CITY OF BEACON**  
**2017**  
**REVENUE EXPLANATIONS**

A3620-250102	<u>BUILDING DEPARTMENT – Plumbing Licenses</u> Fees received from issuance of plumbing licenses.
A3620-250103	<u>BUILDING DEPARTMENT – Electric Licenses</u> Fees received from issuance of electric licenses.
A3620-255500	<u>BUILDING DEPARTMENT – Building Permits</u> Fees received from issuance of building permits.
A3620-255501	<u>BUILDING DEPARTMENT – CO Application Fees</u> Fees received from applicants for certificates of occupancy.
A3620-256500	<u>BUILDING DEPARTMENT – Plumbers Permits</u> Fees received from issuance of plumbing permits.
A3620-257000	<u>BUILDING DEPARTMENT – Rental Permits</u> Fees received from absentee landlord registrations.
A3620-257100	<u>BUILDING DEPARTMENT-Vacant Registration Fee</u> Fees from homeowner’s to register a vacant building.
A3620-257500	<u>BUILDING DEPARTMENT – Electrical Permits</u> Fees received from issuance of electrical permits.
A3620-259000	<u>BUILDING DEPARTMENT – Vehicle Permits</u> Fees received from residents that want to store one unregistered vehicle on their property. The permit is valid for one year.
A3620-259001	<u>BUILDING DEPARTMENT - Dumpster Permits</u> Fees received from issuance of dumpster permits.
A3620-261200	<u>BUILDING DEPARTMENT – Miscellaneous Violations</u> Fees received from various enforcement actions.
A3620-261202	<u>BUILDING DEPARTMENT – Snow Violations</u> Fees received from enforcement of snow ordinance.
A5110-171000	<u>HIGHWAY-Road Improvement 15% Hauler Fee</u> 15% of Hauler fees are transferred to general fund for maintain City roads.
A5110-178901	<u>HIGHWAY-MTA Commuter Parking</u>

**CITY OF BEACON  
2017  
REVENUE EXPLANATIONS**

Fees received for City owned spaces for Train parking.

- A5110-256000      HIGHWAY-Street Opening Permits  
Fees received when access to open up local roads is granted to property owner.
- A5110-270114      HIGHWAY-2014 Sidewalk Fees  
Sidewalk charges levied on tax bills.
- A5110-277000      HIGHWAY – Miscellaneous Revenue  
Fees received from BVAC as reimbursement for fuel.
- A5110-351000      HIGHWAY-State Aid 9D O&M  
Funds received as reimbursement for the City’s maintenance of 9D.
- A5112-171001      CAPITAL ROADS-Sidewalk Payments
- A7110-208909      PARK – Hiddenbrook Maintenance Charges  
Fees assessed to owners for maintenance of property.
- A7112-200190      SETTLEMENT CAMP PROPERTY – USC Usage Fee  
Revenue received from rental of USC facilities.
- A7112-208908      SETTLEMENT CAMP PROPERTY – Phelps USC Donation  
Monies received and held in trust for improvements to the Settlement Camp. Funds are released and recorded as trust purposes are satisfied.
- A7140-200100      RECREATION – Recreation Fees  
Revenue received from participants in recreation programs.
- A7140-200101      RECREATION – Park Use Fees  
Revenue received from use of City park facilities.
- A7140-200102      RECREATION – All Trip Fees  
Revenue received from participants in various recreation trips.
- A7140-200108      RECREATION – Summer Camp Fee  
Revenue received from participants in summer camp.
- A7140-200113      RECREATION – Sport Camp Fee  
Revenue received from participants in sport camp program.

**CITY OF BEACON**  
**2017**  
**REVENUE EXPLANATIONS**

- A7140-200115      RECREATION – After School Fee  
Revenue received from participants in after school program.
- A7140-200157      RECREATION – Jazzercise Fees  
Revenue received from participants in jazzercise program.
- A7140-200160      RECREATION – Yard Sale Fees – New  
Revenue received from City-wide yard sale participants.
- A7140-200184      RECREATION – Swimming Lesson Fees  
Revenue received from participants in swimming programs.
- A7140-200187      RECREATION – Tennis Fees  
Revenue received from participants in tennis programs.
- A7140-270500      RECREATION – Donations  
Revenue received as donations in support of recreation programs.
- A7140-270572      RECREATION – Women’s Softball Spons. Fee  
Revenue received from teams participating in the women’s softball program.
- A7140-270596      RECREATION – Women’s Volleyball Spons. Fee  
Revenue received from teams participating in the women’s volleyball program.
- A7141-200183      SWIMMING POOL FACILITY – Pool Ticket Fees  
Revenues derived from swimming pool usage.
- A7989-201201      FARMERS MARKET – Farmers Market Proceeds  
Revenue received from Farmers Market sales.
- A8010-211000      ZONING – Zoning Fees  
Revenue received from zoning applications.
- A8020-211500      PLANNING-Application Fees  
Fees paid for Planning Board application processing.
- A8160-213001      SANITATION-Garbage Can Fee-City Share  
Revenue received by individuals requesting an additional garbage can at a fee.
- A8160-213002      SANITATION-ADD A CAN FEE  
Revenue received by individuals requesting an additional garbage

**CITY OF BEACON**  
**2017**  
**REVENUE EXPLANATIONS**

can at a fee.

A8189-213000      RECYCLE – Garbage/Recycling Charges –  
Fees received from city residents that bring items down to the city dump.

**WATER FUND REVENUE**

F8310-126000      WATER ADMINISTRATION– Health Insurance Reimbursement  
Reimbursements from Employees & Retirees for portions of Health Insurance.

F8310-126100      WATER ADMINISTRATION– Dental Insurance Reimbursement  
Reimbursements from Employees & Retirees for portions of Dental Insurance.

F8310-214000      WATER ADMINISTRATION– Water Residential and Commercial  
Received from quarterly billings for water services to residents and businesses.

F8310-214001      WATER ADMINISTRATION – Water Correctional Facilities  
Received from Downstate/Fishkill Correctional Facilities for water service.

F8310-214002      WATER ADMINISTRATION – Water Town of Fishkill  
Received from Town of Fishkill for water service.

F8310-214400      WATER ADMINISTRATION – Water Service Charges  
Received from water customers for meter upgrades, etc.

F8310-214800      WATER ADMINISTRATION – Water Penalty  
Penalties received for delinquent water payments.

F8310-240100      WATER ADMINISTRATION – Interest and Earnings  
Interest earned on bank accounts.

F8310-240101      WATER ADMINISTRATION – EFC Interest/Subsidy  
Subsidy from Environmental Facilities Corp. for EFC debt interest.

**CITY OF BEACON**  
**2017**  
**REVENUE EXPLANATIONS**

**SEWER FUND REVENUE**

G8110-126000	<u>SEWER ADMINISTRATION– Health Insurance Reimbursement</u> Reimbursements from Employees for portions of Health Insurance.
G8110-126001	<u>SEWER ADMINISTRATION– Dental Insurance Reimbursement</u> Reimbursements from Employees for portions of Dental Insurance.
G8110-212000	<u>SEWER ADMINISTRATION – Sewer Rents</u> Received from quarterly billings for sewer services to residents and businesses.
G8110-212001	<u>SEWER ADMINISTRATION – Correctional Facilities Sewer</u> Received from Downstate/Fishkill Correctional Facilities for sewer service.
G8110-212003	<u>SEWER ADMINISTRATION – Town of Fishkill Sewer</u> Received from Town of Fishkill for sewer service.
G8110-212007	<u>SEWER ADMINISTRATION – Beacon School Bus Garage Sewer</u> Received from Bus Garage for sewer service.
G8110-212008	<u>SEWER ADMINISTRATION – Dutchess Stadium Sewer</u> Received from Dutchess Stadium for sewer service.
G8110-212009	<u>SEWER ADMINISTRATION – DC Transportation Center Sewer</u> Received from DC Transportation Center for sewer service.
G8110-212800	<u>SEWER ADMINISTRATION – Sewer Penalty</u> Penalties received for delinquent sewer payments.
G8110-240100	<u>SEWER ADMINISTRATION – Interest and Earnings</u> Interest earned on bank accounts.
G8110-240101	<u>SEWER ADMINISTRATION – EFC Interest/Subsidy</u> Subsidy from Environmental Facilities Corp. for EFC debt interest.
G8110-240104	<u>SEWER ADMINISTRATION – Interest T/Fishkill Installment</u> 2 % interest received on Town of Fishkill installment agreement for payment of previously unpaid sewer fees.
G8130-212200	<u>WATER POLLUTION CONTROL – Hauler Fees</u>



**CITY OF BEACON  
2017  
REVENUE EXPLANATIONS**

Fees received from sewage haulers that bring sewage to the City of Beacon for processing.

G8130-212201      WATER POLLUTION CONTROL – New Windsor Treatment Services

Fees received from New Windsor Treatment Services for sewage brought to the City of Beacon for processing

G8130-212204      WATER POLLUTION CONTROL – Hauler Fees Billed Monthly

Fees received from sewage haulers that bring sewage to the City of Beacon for processing